ENCAPSULATED TRANSFORMER 密封变压器

FEATURES

- Frequency 50/60 Hz
- Temperature Class Class B (130° C)
- Ambient Temperature (ta) 70° C
- Ressins Class B IEC85(20,000H Testing to IEC216)
- Vacuum Potting
- Flammability Class UL94 V-0
- Dielectric Strength 4200Vrms
- Standard VDE.UL.CUL.CE.CQC
- Conforms EN61558.EN60950.UL1585.UL506
- 200%Tested Production

产品特点

- 频率： 50/60 Hz
- 温度等级：B级 (130° C)
- 环境温度： (ta) 70° C
- 胶温度等级：B级 附合IEC85标准（通过 20,000小时IEC216标准）
- 真空灌胶
- 材料阻燃等级： UL94 V-0
- 介电强度：4200Vrms
- 标准： VDE.UL.CUL.CE.CQC
- 符合EN61558.EN60950.UL1585.UL506
- 产线200%全检

OUTLINE DIMENSIONS 外形尺寸

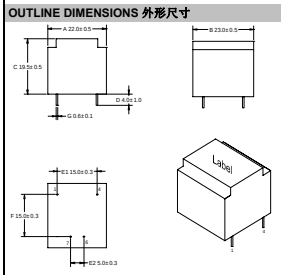

ELECTRICAL SCHEMATIC 电气原理图

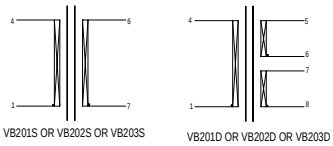

VB201S OR VB202S OR VB203S

VB201D OR VB202D OR VB203D

EE20-10.5 SERIES 0.5VA

Product Series	Primary Voltage (V)	Part Number	Secondary Voltage (V)	Secondary Current (mA)	No-load Voltage (V)(max)	Ambient Temperature (℃)	Dimension H MAX (mm)	Weight Approx (g)
0.50VA	115	VB201S-06005	6	83	11.2	T 70 B	20	36
		VB201S-07005	7.2	69	12.2	T 70 B	20	36
		VB201S-09005	9	56	14.2	T 70 B	20	36
		VB201S-12005	12	42	19.2	T 70 B	20	36
		VB201S-15005	15	33	24.2	T 70 B	20	36
		VB201S-18005	18	28	28.2	T 70 B	20	36
		VB201S-24005	24	21	38.2	T 70 B	20	36
		VB201D-06005	2×6	2×42	2×11.2	T 70 B	20	36
		VB201D-07005	2×7.2	2×35	2×12.2	T 70 B	20	36
		VB201D-09005	2×9	2×28	2×14.2	T 70 B	20	36
		VB201D-12005	2×12	2×21	2×19.2	T 70 B	20	36
		VB201D-15005	2×15	2×17	2×24.2	T 70 B	20	36
		VB201D-18005	2×18	2×14	2×28.2	T 70 B	20	36
	230	VB202S-06005	6	83	11.2	T 70 B	20	36
		VB202S-07005	7.2	69	12.2	T 70 B	20	36
		VB202S-09005	9	56	14.2	T 70 B	20	36
		VB202S-12005	12	42	19.2	T 70 B	20	36
		VB202S-15005	15	33	24.2	T 70 B	20	36
		VB202S-18005	18	28	28.2	T 70 B	20	36
		VB202S-24005	24	21	38.2	T 70 B	20	36
		VB202D-06005	2×6	2×42	2×11.2	T 70 B	20	36
		VB202D-07005	2×7.2	2×35	2×12.2	T 70 B	20	36
		VB202D-09005	2×9	2×28	2×14.2	T 70 B	20	36
		VB202D-12005	2×12	2×21	2×19.2	T 70 B	20	36
		VB202D-15005	2×15	2×17	2×24.2	T 70 B	20	36
		VB202D-18005	2×18	2×14	2×28.2	T 70 B	20	36
	400	VB203S-06005	6	83	11.2	T 70 B	20	36
		VB203S-07005	7.2	69	12.2	T 70 B	20	36
		VB203S-09005	9	56	14.2	T 70 B	20	36
		VB203S-12005	12	42	19.2	T 70 B	20	36
		VB203S-15005	15	33	24.2	T 70 B	20	36
		VB203S-18005	18	28	28.2	T 70 B	20	36
		VB203S-24005	24	21	38.2	T 70 B	20	36
		VB203D-06005	2×6	2×42	2×11.2	T 70 B	20	36
		VB203D-07005	2×7.2	2×35	2×12.2	T 70 B	20	36
		VB203D-09005	2×9	2×28	2×14.2	T 70 B	20	36
		VB203D-12005	2×12	2×21	2×19.2	T 70 B	20	36
		VB203D-15005	2×15	2×17	2×24.2	T 70 B	20	36
		VB203D-18005	2×18	2×14	2×28.2	T 70 B	20	36

ENCAPSULATED TRANSFORMER 密封变压器

FEATURES

- Frequency 50/60 Hz
- Temperature Class Class B (130° C)
- Ambient Temperature (ta) 70° C
- Ressins Class B IEC85(20,000H Testing to IEC216)
- Vacuum Potting
- Flammability Class UL94 V-0
- Dielectric Strength 4200Vrms
- Standard VDE.UL.CUL.CE.CQC
- Conforms EN61558.EN60950.UL1585.UL506
- 200%Tested Production

产品特点

- 频率： 50/60 Hz
- 温度等级：B级 (130° C)
- 环境温度： (ta) 70° C
- 胶温度等级：B级 附合IEC85标准（通过 20,000小时 IEC216标准）
- 真空灌胶
- 材料阻燃等级： UL94 V-0
- 介电强度：4200Vrms
- 标准： VDE.UL.CUL.CE.CQC
- 符合EN61558.EN60950.UL1585.UL506
- 产线200%全检

OUTLINE DIMENSIONS 外形尺寸

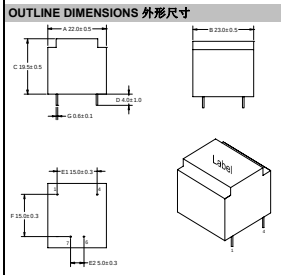

ELECTRICAL SCHEMATIC 电气原理图

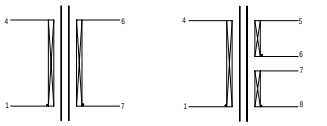

VB201S OR VB202S OR VB203S

VB201D OR VB202D OR VB203D

EE20-10.5 SERIES 0.6VA

Product Series	Primary Voltage (V)	Part Number	Secondary Voltage (V)	Secondary Current (mA)	No-load Voltage (V)(max)	Ambient Temperature (℃)	Dimension H MAX (mm)	Weight Approx (g)
0.60VA	115	VB201S-06005	6	100	10.5	T 70 B	20	36
		VB201S-07005	7.2	83	12.5	T 70 B	20	36
		VB201S-09005	9	66	15.8	T 70 B	20	36
		VB201S-12005	12	50	22	T 70 B	20	36
		VB201S-15005	15	40	25.8	T 70 B	20	36
		VB201S-18005	18	33	31.2	T 70 B	20	36
		VB201S-24005	24	25	41.5	T 70 B	20	36
		VB201D-06005	2×6	2×50	2×9.9	T 70 B	20	36
		VB201D-07005	2×7.2	2×42	2×11.8	T 70 B	20	36
		VB201D-09005	2×9	2×33	2×14.8	T 70 B	20	36
		VB201D-12005	2×12	2×25	2×19.8	T 70 B	20	36
		VB201D-15005	2×15	2×20	2×24.7	T 70 B	20	36
	230	VB202S-06005	6	100	10.5	T 70 B	20	36
		VB202S-07005	7.2	83	12.5	T 70 B	20	36
		VB202S-09005	9	66	15.8	T 70 B	20	36
		VB202S-12005	12	50	22	T 70 B	20	36
		VB202S-15005	15	40	25.8	T 70 B	20	36
		VB202S-18005	18	33	31.2	T 70 B	20	36
		VB202S-24005	24	25	41.5	T 70 B	20	36
		VB202D-06005	2×6	2×50	2×9.9	T 70 B	20	36
		VB202D-07005	2×7.2	2×42	2×11.8	T 70 B	20	36
		VB202D-09005	2×9	2×33	2×14.8	T 70 B	20	36
		VB202D-12005	2×12	2×25	2×19.8	T 70 B	20	36
		VB202D-15005	2×15	2×20	2×24.7	T 70 B	20	36
	400	VB203S-06005	6	100	10.5	T 70 B	20	36
		VB203S-07005	7.2	83	12.5	T 70 B	20	36
		VB203S-09005	9	66	15.8	T 70 B	20	36
		VB203S-12005	12	50	22	T 70 B	20	36
		VB203S-15005	15	40	25.8	T 70 B	20	36
		VB203S-18005	18	33	31.2	T 70 B	20	36
		VB203S-24005	24	25	41.5	T 70 B	20	36
		VB203D-06005	2×6	2×50	2×9.9	T 70 B	20	36
		VB203D-07005	2×7.2	2×42	2×11.8	T 70 B	20	36
		VB203D-09005	2×9	2×33	2×14.8	T 70 B	20	36
		VB203D-12005	2×12	2×25	2×19.8	T 70 B	20	36
		VB203D-15005	2×15	2×20	2×24.7	T 70 B	20	36

ENCAPSULATED TRANSFORMER 密封变压器

FEATURES

- Frequency 50/60 Hz
- Temperature Class Class B (130° C)
- Ambient Temperature (ta) 70° C
- Ressins Class B IEC85(20,000H Testing to IEC216)
- Vacuum Potting
- Flammability Class UL94 V-0
- Dielectric Strength 4200Vrms
- Standard VDE.UL.CUL.CE.CQC
- Conforms EN61558.EN60950.UL1585.UL506
- 200%Tested Production

产品特点

- 频率： 50/60 Hz
- 温度等级：B级 (130° C)
- 环境温度： (ta) 70° C
- 胶温度等级：B级 附合IEC85标准（通过 20,000小时 IEC216标准）
- 真空灌胶
- 材料阻燃等级： UL94 V-0
- 介电强度：4200Vrms
- 标准： VDE.UL.CUL.CE.CQC
- 符合EN61558.EN60950.UL1585.UL506
- 产线200%全检

OUTLINE DIMENSIONS 外形尺寸

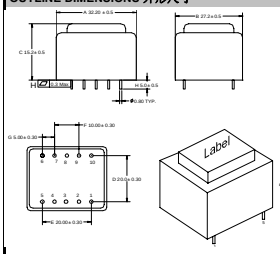

ELECTRICAL SCHEMATIC 电气原理图

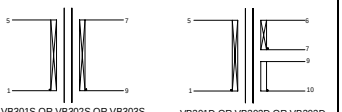

VB301S OR VB302S OR VB303S

VB301D OR VB302D OR VB303D

VB304S OR VB284D Series circuit

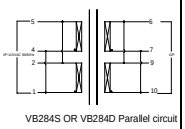

VB284S OR VB284D Parallel circuit

EI30-5 SERIES 0.6VA

Product Series	Primary Voltage (V)	Part Number	Secondary Voltage (V)	Secondary Current (mA)	No-load Voltage (V)(max)	Ambient Temperature (℃)	Dimension H MAX (mm)	Weight Approx (g)
0.6VA	115	VB301S-06006	6	100	10.5	T 70 B	16	41.5
		VB301S-07006	7.2	83	12.6	T 70 B	16	41.5
		VB301S-09006	9	66	15.5	T 70 B	16	41.5
		VB301S-10006	10	60	16	T 70 B	16	41.5
		VB301S-12006	12	50	20.5	T 70 B	16	41.5
		VB301S-15006	15	40	25.4	T 70 B	16	41.5
		VB301S-18006	18	33	30.4	T 70 B	16	41.5
		VB301S-24006	24	25	40.4	T 70 B	16	41.5
		VB301D-06006	6	2×50	2×10.5	T 70 B	16	41.5
		VB301D-07006	7.2	2×42	2×12.6	T 70 B	16	41.5
		VB301D-09006	9	2×33	2×15.5	T 70 B	16	41.5
		VB301D-10006	10	2×30	2×16	T 70 B	16	41.5
		VB301D-12006	12	2×25	2×20.5	T 70 B	16	41.5
		VB301D-15006	15	2×20	2×25.0	T 70 B	16	41.5
		VB301D-18006	18	2×17	2×30.4	T 70 B	16	41.5
	230	VB302S-06006	6	100	10.5	T 70 B	16	41.5
		VB302S-07006	7.2	83	12.6	T 70 B	16	41.5
		VB302S-09006	9	66	15.5	T 70 B	16	41.5
		VB302S-10006	10	60	16	T 70 B	16	41.5
		VB302S-12006	12	50	20.5	T 70 B	16	41.5
		VB302S-15006	15	40	25.4	T 70 B	16	41.5
		VB302S-18006	18	33	30.4	T 70 B	16	41.5
		VB302S-24006	24	25	40.4	T 70 B	16	41.5
		VB302D-06006	6	2×50	2×10.5	T 70 B	16	41.5
		VB302D-07006	7.2	2×42	2×12.6	T 70 B	16	41.5
		VB302D-09006	9	2×33	2×15.5	T 70 B	16	41.5
		VB302D-10006	10	2×30	2×16	T 70 B	16	41.5
		VB302D-12006	12	2×25	2×20.5	T 70 B	16	41.5
		VB302D-15006	15	2×20	2×25.0	T 70 B	16	41.5
		VB302D-18006	18	2×17	2×30.4	T 70 B	16	41.5
	400	VB303S-06006	6	100	10.5	T 70 B	16	41.5
		VB303S-07006	7.2	83	12.6	T 70 B	16	41.5
		VB303S-09006	9	66	15.5	T 70 B	16	41.5
		VB303S-10006	10	60	16	T 70 B	16	41.5
		VB303S-12006	12	50	20.5	T 70 B	16	41.5
		VB303S-15006	15	40	25.4	T 70 B	16	41.5
		VB303S-18006	18	33	30.4	T 70 B	16	41.5
		VB303S-24006	24	25	40.4	T 70 B	16	41.5
		VB303D-06006	6	2×50	2×10.5	T 70 B	16	41.5
		VB303D-07006	7.2	2×42	2×12.6	T 70 B	16	41.5
		VB303D-09006	9	2×33	2×15.5	T 70 B	16	41.5
		VB303D-10006	10	2×30	2×16	T 70 B	16	41.5
		VB303D-12006	12	2×25	2×20.5	T 70 B	16	41.5
		VB303D-15006	15	2×20	2×25.0	T 70 B	16	41.5
		VB303D-18006	18	2×17	2×30.4	T 70 B	16	41.5
	115(Parallel) Or 230(Series)	VB304S-06006	6	100	10.5	T 70 B	16	41.5
		VB304S-07006	7.2	83	12.6	T 70 B	16	41.5
		VB304S-09006	9	66	15.5	T 70 B	16	41.5
		VB304S-10006	10	60	16	T 70 B	16	41.5
		VB304S-12006	12	50	20.5	T 70 B	16	41.5
		VB304S-15006	15	40	25.4	T 70 B	16	41.5
		VB304S-18006	18	33	30.4	T 70 B	16	41.5
		VB304S-24006	24	25	40.4	T 70 B	16	41.5
		VB304D-06006	6	2×50	2×10.5	T 70 B	16	41.5
		VB304D-07006	7.2	2×42	2×12.6	T 70 B	16	41.5
		VB304D-09006	9	2×33	2×15.5	T 70 B	16	41.5
		VB304D-10006	10	2×30	2×16	T 70 B	16	41.5
		VB304D-12006	12	2×25	2×20.5	T 70 B	16	41.5
		VB304D-15006	15	2×20	2×25.0	T 70 B	16	41.5
		VB304D-18006	18	2×17	2×30.4	T 70 B	16	41.5

ENCAPSULATED TRANSFORMER 密封变压器

FEATURES

- Frequency 50/60 Hz
- Temperature Class Class B (130° C)
- Ambient Temperature (ta) 70° C
- Ressins Class B IEC85(20,000H Testing to IEC216)
- Vacuum Potting
- Flammability Class UL94 V-0
- Dielectric Strength 4200Vrms
- Standard VDE.UL.CUL.CE.CQC
- Conforms EN61558.EN60950.UL1585.UL506
- 200%Tested Production

产品特点

- 频率： 50/60 Hz
- 温度等级：B级 (130° C)
- 环境温度： (ta) 70° C
- 胶温度等级：B级 附合IEC85标准（通过 20,000小时 IEC216标准）
- 真空灌胶
- 材料阻燃等级： UL94 V-0
- 介电强度：4200Vrms
- 标准： VDE.UL.CUL.CE.CQC
- 符合EN61558.EN60950.UL1585.UL506
- 产线200%全检

OUTLINE DIMENSIONS 外形尺寸

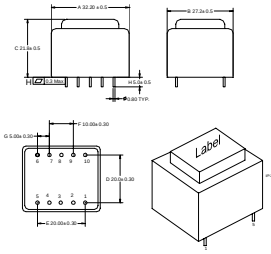

ELECTRICAL SCHEMATIC 电气原理图

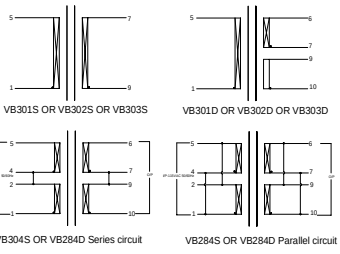

EI30-10.5 SERIES 1.0VA

Product Series	Primary Voltage (V)	Part Number	Secondary Voltage (V)	Secondary Current (mA)	No-load Voltage (V)(max)	Ambient Temperature (℃)	Dimension H MAX (mm)	Weight Approx (g)
1.0VA	115	VB301S-06010	6	167	8.6	T 70 B	22.3	71.5
		VB301S-07010	7.2	139	10.3	T 70 B	22.3	71.5
		VB301S-09010	9	111	12.9	T 70 B	22.3	71.5
		VB301S-10010	10	100	14.3	T 70 B	22.3	71.5
		VB301S-12010	12	83	17.2	T 70 B	22.3	71.5
		VB301S-15010	15	67	21.6	T 70 B	22.3	71.5
		VB301S-18010	18	56	25.9	T 70 B	22.3	71.5
		VB301S-24010	24	42	37.9	T 70 B	22.3	71.5
		VB301D-06010	6	2×83	2×8.6	T 70 B	22.3	71.5
		VB301D-07010	7.2	2×69	2×10.3	T 70 B	22.3	71.5
		VB301D-09010	9	2×56	2×12.9	T 70 B	22.3	71.5
		VB301D-10010	10	2×50	2×14.3	T 70 B	22.3	71.5
		VB301D-12010	12	2×42	2×19	T 70 B	22.3	71.5
		VB301D-15010	15	2×33	2×23.6	T 70 B	22.3	71.5
		VB301D-18010	18	2×28	2×24.9	T 70 B	22.3	71.5
	230	VB302S-06010	6	167	8.6	T 70 B	22.3	71.5
		VB302S-07010	7.2	139	10.3	T 70 B	22.3	71.5
		VB302S-09010	9	111	12.9	T 70 B	22.3	71.5
		VB302S-10010	10	100	14.3	T 70 B	22.3	71.5
		VB302S-12010	12	83	17.2	T 70 B	22.3	71.5
		VB302S-15010	15	67	21.6	T 70 B	22.3	71.5
		VB302S-18010	18	56	25.9	T 70 B	22.3	71.5
		VB302S-24010	24	42	37.9	T 70 B	22.3	71.5
		VB302D-06010	6	2×83	2×8.6	T 70 B	22.3	71.5
		VB302D-07010	7.2	2×69	2×10.3	T 70 B	22.3	71.5
		VB302D-09010	9	2×56	2×12.9	T 70 B	22.3	71.5
		VB302D-10010	10	2×50	2×14.3	T 70 B	22.3	71.5
		VB302D-12010	12	2×42	2×19	T 70 B	22.3	71.5
		VB302D-15010	15	2×33	2×23.6	T 70 B	22.3	71.5
		VB302D-18010	18	2×28	2×24.9	T 70 B	22.3	71.5
	400	VB303S-06010	6	167	8.6	T 70 B	22.3	71.5
		VB303S-07010	7.2	139	10.3	T 70 B	22.3	71.5
		VB303S-09010	9	111	12.9	T 70 B	22.3	71.5
		VB303S-10010	10	100	14.3	T 70 B	22.3	71.5
		VB303S-12010	12	83	17.2	T 70 B	22.3	71.5
		VB303S-15010	15	67	21.6	T 70 B	22.3	71.5
		VB303S-18010	18	56	25.9	T 70 B	22.3	71.5
		VB303S-24010	24	42	37.9	T 70 B	22.3	71.5
		VB303D-06010	6	2×83	2×8.6	T 70 B	22.3	71.5
		VB303D-07010	7.2	2×69	2×10.3	T 70 B	22.3	71.5
		VB303D-09010	9	2×56	2×12.9	T 70 B	22.3	71.5
		VB303D-10010	10	2×50	2×14.3	T 70 B	22.3	71.5
		VB303D-12010	12	2×42	2×19	T 70 B	22.3	71.5
		VB303D-15010	15	2×33	2×23.6	T 70 B	22.3	71.5
		VB303D-18010	18	2×28	2×24.9	T 70 B	22.3	71.5
	115(Parallel) Or 230(Series)	VB304S-06010	6	167	8.6	T 70 B	22.3	71.5
		VB304S-07010	7.2	139	10.3	T 70 B	22.3	71.5
		VB304S-09010	9	111	12.9	T 70 B	22.3	71.5
		VB304S-10010	10	100	14.3	T 70 B	22.3	71.5
		VB304S-12010	12	83	17.2	T 70 B	22.3	71.5
		VB304S-15010	15	67	21.6	T 70 B	22.3	71.5
		VB304S-18010	18	56	25.9	T 70 B	22.3	71.5
		VB304S-24010	24	42	37.9	T 70 B	22.3	71.5
		VB304D-06010	6	2×83	2×8.6	T 70 B	22.3	71.5
		VB304D-07010	7.2	2×69	2×10.3	T 70 B	22.3	71.5
		VB304D-09010	9	2×56	2×12.9	T 70 B	22.3	71.5
		VB304D-10010	10	2×50	2×14.3	T 70 B	22.3	71.5
		VB304D-12010	12	2×42	2×19	T 70 B	22.3	71.5
		VB304D-15010	15	2×33	2×23.6	T 70 B	22.3	71.5
		VB304D-18010	18	2×28	2×24.9	T 70 B	22.3	71.5

ENCAPSULATED TRANSFORMER 密封变压器

FEATURES

- Frequency 50/60 Hz
- Temperature Class Class B (130° C)
- Ambient Temperature (ta) 70° C
- Ressins Class B IEC85(20,000H Testing to IEC216)
- Vacuum Potting
- Flammability Class UL94 V-0
- Dielectric Strength 4200Vrms
- Standard CE
- Conforms EN61558.EN60950.UL1585.UL506
- 200%Tested Production

产品特点

- 频率： 50/60 Hz
- 温度等级：B级 (130° C)
- 环境温度： (ta) 70° C
- 胶温度等级：B级 附合IEC85标准（通过 20,000小时 IEC216标准）
- 真空灌胶
- 材料阻燃等级： UL94 V-0
- 介电强度：4200Vrms
- 标准： CE
- 符合EN61558.EN60950.UL1585.UL506
- 产线200%全检

OUTLINE DIMENSIONS 外形尺寸

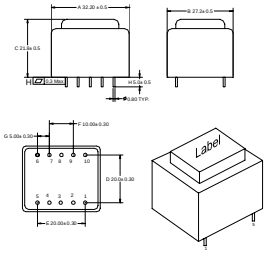

ELECTRICAL SCHEMATIC 电气原理图

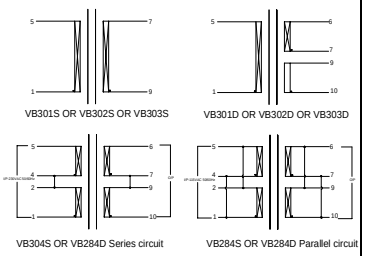

EI30-10.5 SERIES 1.2VA

Product Series	Primary Voltage (V)	Part Number	Secondary Voltage (V)	Secondary Current (mA)	No-load Voltage (V)(max)	Ambient Temperature (℃)	Dimension H MAX (mm)	Weight Approx (g)
1.2VA	115	VB301S-06012	6	200	8.6	T 70 B	22.3	71.5
		VB301S-07012	7.2	167	10.3	T 70 B	22.3	71.5
		VB301S-09012	9	133	12.9	T 70 B	22.3	71.5
		VB301S-10012	10	120	14.3	T 70 B	22.3	71.5
		VB301S-12012	12	100	17.2	T 70 B	22.3	71.5
		VB301S-15012	15	80	21.6	T 70 B	22.3	71.5
		VB301S-18012	18	67	25.9	T 70 B	22.3	71.5
		VB301S-24012	24	50	37.9	T 70 B	22.3	71.5
		VB301D-06012	6	2x100	2×8.6	T 70 B	22.3	71.5
		VB301D-07012	7.2	2×83	2×10.3	T 70 B	22.3	71.5
		VB301D-09012	9	2×67	2×12.9	T 70 B	22.3	71.5
		VB301D-10012	10	2×60	2×14.3	T 70 B	22.3	71.5
		VB301D-12012	12	2×50	2×19	T 70 B	22.3	71.5
		VB301D-15012	15	2×40	2×23.6	T 70 B	22.3	71.5
		VB301D-18012	18	2×33	2×24.9	T 70 B	22.3	71.5
	230	VB302S-06012	6	200	8.6	T 70 B	22.3	71.5
		VB302S-07012	7.2	167	10.3	T 70 B	22.3	71.5
		VB302S-09012	9	133	12.9	T 70 B	22.3	71.5
		VB302S-10012	10	120	14.3	T 70 B	22.3	71.5
		VB302S-12012	12	100	17.2	T 70 B	22.3	71.5
		VB302S-15012	15	80	21.6	T 70 B	22.3	71.5
		VB302S-18012	18	67	25.9	T 70 B	22.3	71.5
		VB302S-24012	24	50	37.9	T 70 B	22.3	71.5
		VB302D-06012	6	2×100	2×8.6	T 70 B	22.3	71.5
		VB302D-07012	7.2	2×83	2×10.3	T 70 B	22.3	71.5
		VB302D-09012	9	2×67	2×12.9	T 70 B	22.3	71.5
		VB302D-10012	10	2×60	2×14.3	T 70 B	22.3	71.5
		VB302D-12012	12	2×50	2×19	T 70 B	22.3	71.5
		VB302D-15012	15	2×40	2×23.6	T 70 B	22.3	71.5
		VB302D-18012	18	2×33	2×24.9	T 70 B	22.3	71.5
	400	VB303S-06012	6	200	8.6	T 70 B	22.3	71.5
		VB303S-07012	7.2	167	10.3	T 70 B	22.3	71.5
		VB303S-09012	9	133	12.9	T 70 B	22.3	71.5
		VB303S-10012	10	120	14.3	T 70 B	22.3	71.5
		VB303S-12012	12	100	17.2	T 70 B	22.3	71.5
		VB303S-15012	15	80	21.6	T 70 B	22.3	71.5
		VB303S-18012	18	67	25.9	T 70 B	22.3	71.5
		VB303S-24012	24	50	37.9	T 70 B	22.3	71.5
		VB303D-06012	6	2×100	2×8.6	T 70 B	22.3	71.5
		VB303D-07012	7.2	2×83	2×10.3	T 70 B	22.3	71.5
		VB303D-09012	9	2×67	2×12.9	T 70 B	22.3	71.5
		VB303D-10012	10	2×60	2×14.3	T 70 B	22.3	71.5
		VB303D-12012	12	2×50	2×19	T 70 B	22.3	71.5
		VB303D-15012	15	2×40	2×23.6	T 70 B	22.3	71.5
		VB303D-18012	18	2×33	2×24.9	T 70 B	22.3	71.5
	115(Parallel) Or 230(Series)	VB304S-06012	6	200	8.6	T 70 B	22.3	71.5
		VB304S-07012	7.2	167	10.3	T 70 B	22.3	71.5
		VB304S-09012	9	133	12.9	T 70 B	22.3	71.5
		VB304S-10012	10	120	14.3	T 70 B	22.3	71.5
		VB304S-12012	12	100	17.2	T 70 B	22.3	71.5
		VB304S-15012	15	80	21.6	T 70 B	22.3	71.5
		VB304S-18012	18	67	25.9	T 70 B	22.3	71.5
		VB304S-24012	24	50	37.9	T 70 B	22.3	71.5
		VB304D-06012	6	2×100	2×8.6	T 70 B	22.3	71.5
		VB304D-07012	7.2	2×83	2×10.3	T 70 B	22.3	71.5
		VB304D-09012	9	2×67	2×12.9	T 70 B	22.3	71.5
		VB304D-10012	10	2×60	2×14.3	T 70 B	22.3	71.5
		VB304D-12012	12	2×50	2×19	T 70 B	22.3	71.5
		VB304D-15012	15	2×40	2×23.6	T 70 B	22.3	71.5
		VB304D-18012	18	2×33	2×24.9	T 70 B	22.3	71.5

ENCAPSULATED TRANSFORMER 密封变压器

FEATURES

- Frequency 50/60 Hz
- Temperature Class Class B (130° C)
- Ambient Temperature (ta) 40° C
- Ressins Class B IEC85(20,000H Testing to IEC216)
- Vacuum Potting
- Flammability Class UL94 V-0
- Dielectric Strength 4200Vrms
- Standard VDE.UL.CUL.CE.CQC
- Conforms EN61558.EN60950.UL1585.UL506
- 200%Tested Production

产品特点

- 频率： 50/60 Hz
- 温度等级：B级 (130° C)
- 环境温度： (ta) 40° C
- 胶温度等级：B级 附合IEC85标准（通过 20,000小时IEC216标准）
- 真空灌胶
- 材料阻燃等级： UL94 V-0
- 介电强度：4200Vrms
- 标准： VDE.UL.CUL.CE.CQC
- 符合EN61558.EN60950.UL1585.UL506
- 产线200%全检

OUTLINE DIMENSIONS 外形尺寸

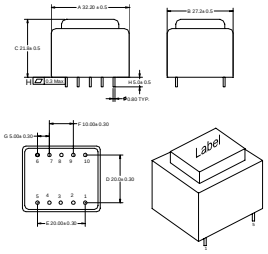

ELECTRICAL SCHEMATIC 电气原理图

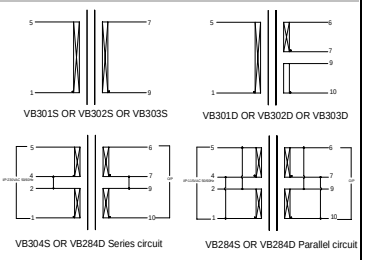

EI30-10.5 SERIES 1.5VA

Product Series	Primary Voltage (V)	Part Number	Secondary Voltage (V)	Secondary Current (mA)	No-load Voltage (V)(max)	Ambient Temperature (℃)	Dimension H MAX (mm)	Weight Approx (g)
1.5VA	115	VB301S-06015A	6	250	10.1	T 40 B	22.3	71.5
		VB301S-07015A	7.2	208	12.3	T 40 B	22.3	71.5
		VB301S-09015A	9	167	15.3	T 40 B	22.3	71.5
		VB301S-10015A	10	150	17	T 40 B	22.3	71.5
		VB301S-12015A	12	125	20.2	T 40 B	22.3	71.5
		VB301S-15015A	15	100	25.3	T 40 B	22.3	71.5
		VB301S-18015A	18	83	31.2	T 40 B	22.3	71.5
		VB301S-24015A	24	63	43.3	T 40 B	22.3	71.5
		VB301D-06015A	6	2×125	2×10.1	T 40 B	22.3	71.5
		VB301D-07015A	7.2	2×104	2×12.3	T 40 B	22.3	71.5
		VB301D-09015A	9	2×83	2×15.3	T 40 B	22.3	71.5
		VB301D-10015A	10	2×75	2×17	T 40 B	22.3	71.5
		VB301D-12015A	12	2×63	2×20.2	T 40 B	22.3	71.5
		VB301D-15015A	15	2×50	2×25.0	T 40 B	22.3	71.5
		VB301D-18015A	18	2×42	2×31	T 40 B	22.3	71.5
	230	VB302S-06015A	6	250	10.1	T 40 B	22.3	71.5
		VB302S-07015A	7.2	208	12.3	T 40 B	22.3	71.5
		VB302S-09015A	9	167	15.3	T 40 B	22.3	71.5
		VB302S-10015A	10	150	17	T 40 B	22.3	71.5
		VB302S-12015A	12	125	20.2	T 40 B	22.3	71.5
		VB302S-15015A	15	100	25.3	T 40 B	22.3	71.5
		VB302S-18015A	18	83	31.2	T 40 B	22.3	71.5
		VB302S-24015A	24	63	43.3	T 40 B	22.3	71.5
		VB302D-06015A	6	2×125	2×10.1	T 40 B	22.3	71.5
		VB302D-07015A	7.2	2×104	2×12.3	T 40 B	22.3	71.5
		VB302D-09015A	9	2×83	2×15.3	T 40 B	22.3	71.5
		VB302D-10015A	10	2×75	2×17	T 40 B	22.3	71.5
		VB302D-12015A	12	2×63	2×20.2	T 40 B	22.3	71.5
		VB302D-15015A	15	2×50	2×25.0	T 40 B	22.3	71.5
		VB302D-18015A	18	2×42	2×31	T 40 B	22.3	71.5
	400	VB303S-06015A	6	250	10.1	T 40 B	22.3	71.5
		VB303S-07015A	7.2	208	12.3	T 40 B	22.3	71.5
		VB303S-09015A	9	167	15.3	T 40 B	22.3	71.5
		VB303S-10015A	10	150	17	T 40 B	22.3	71.5
		VB303S-12015A	12	125	20.2	T 40 B	22.3	71.5
		VB303S-15015A	15	100	25.3	T 40 B	22.3	71.5
		VB303S-18015A	18	83	31.2	T 40 B	22.3	71.5
		VB303S-24015A	24	63	43.3	T 40 B	22.3	71.5
		VB303D-06015A	6	2×125	2×10.1	T 40 B	22.3	71.5
		VB303D-07015A	7.2	2×104	2×12.3	T 40 B	22.3	71.5
		VB303D-09015A	9	2×83	2×15.3	T 40 B	22.3	71.5
		VB303D-10015A	10	2×75	2×17	T 40 B	22.3	71.5
		VB303D-12015A	12	2×63	2×20.2	T 40 B	22.3	71.5
		VB303D-15015A	15	2×50	2×25.0	T 40 B	22.3	71.5
		VB303D-18015A	18	2×42	2×31	T 40 B	22.3	71.5
	115(Parallel) Or 230(Series)	VB304S-06015A	6	250	10.1	T 40 B	22.3	71.5
		VB304S-07015A	7.2	208	12.3	T 40 B	22.3	71.5
		VB304S-09015A	9	167	15.3	T 40 B	22.3	71.5
		VB304S-10015A	10	150	17	T 40 B	22.3	71.5
		VB304S-12015A	12	125	20.2	T 40 B	22.3	71.5
		VB304S-15015A	15	100	25.3	T 40 B	22.3	71.5
		VB304S-18015A	18	83	31.2	T 40 B	22.3	71.5
		VB304S-24015A	24	63	43.3	T 40 B	22.3	71.5
		VB304D-06015A	6	2×125	2×10.1	T 40 B	22.3	71.5
		VB304D-07015A	7.2	2×104	2×12.3	T 40 B	22.3	71.5
		VB304D-09015A	9	2×83	2×15.3	T 40 B	22.3	71.5
		VB304D-10015A	10	2×75	2×17	T 40 B	22.3	71.5
		VB304D-12015A	12	2×63	2×20.2	T 40 B	22.3	71.5
		VB304D-15015A	15	2×50	2×25.0	T 40 B	22.3	71.5
		VB304D-18015A	18	2×42	2×31	T 40 B	22.3	71.5

ENCAPSULATED TRANSFORMER 密封变压器

FEATURES

- Frequency 50/60 Hz
- Temperature Class Class B (130° C)
- Ambient Temperature (ta) 70° C
- Ressins Class B IEC85(20,000H Testing to IEC216)
- Vacuum Potting
- Flammability Class UL94 V-0
- Dielectric Strength 4200Vrms
- Standard VDE.UL.CUL.CE.CQC
- Conforms EN61558.EN60950.UL1585.UL506
- 200%Tested Production

产品特点

- 频率： 50/60 Hz
- 温度等级：B级 (130° C)
- 环境温度： (ta) 70° C
- 胶温度等级：B级 附合IEC85标准（通过 20,000小时 IEC216标准）
- 真空灌胶
- 材料阻燃等级： UL94 V-0
- 介电强度：4200Vrms
- 标准： VDE.UL.CUL.CE.CQC
- 符合EN61558.EN60950.UL1585.UL506
- 产线200%全检

OUTLINE DIMENSIONS 外形尺寸

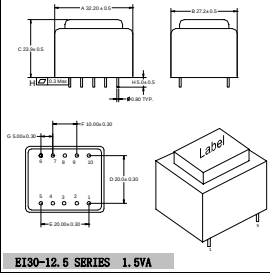

ELECTRICAL SCHEMATIC 电气原理图

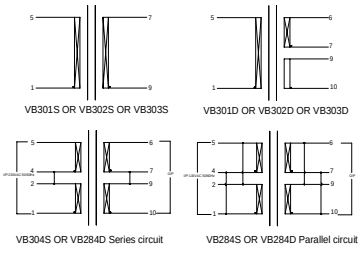

EI30-12.5 SERIES 1.5VA

Product Series	Primary Voltage (V)	Part Number	Secondary Voltage (V)	Secondary Current (mA)	No-load Voltage (V)(max)	Ambient Temperature (℃)	Dimension H MAX (mm)	Weight Approx (g)
1.5VA	115	VB301S-06015	6	250	9.7	T 70 B	24.4	82
		VB301S-07015	7.2	208	11.2	T 70 B	24.4	82
		VB301S-09015	9	167	14.5	T 70 B	24.4	82
		VB301S-10015	10	150	15.5	T 70 B	24.4	82
		VB301S-12015	12	125	19.3	T 70 B	24.4	82
		VB301S-15015	15	100	24.2	T 70 B	24.4	82
		VB301S-18015	18	83	29.8	T 70 B	24.4	82
		VB301S-24015	24	63	38.6	T 70 B	24.4	82
		VB301D-06015	6	2×125	2×9.7	T 70 B	24.4	82
		VB301D-07015	7	2×104	2×11.2	T 70 B	24.4	82
		VB301D-09015	9	2×83	2×14.5	T 70 B	24.4	82
		VB301D-10015	10	2×75	2×15.5	T 70 B	24.4	82
		VB301D-12015	12	2×63	2×19.3	T 70 B	24.4	82
		VB301D-15015	15	2×50	2×24.2	T 70 B	24.4	82
		VB301D-18015	18	2×42	2×29	T 70 B	24.4	82
	230	VB302S-06015	6	250	9.7	T 70 B	24.4	82
		VB302S-07015	7.2	208	11.2	T 70 B	24.4	82
		VB302S-09015	9	167	14.5	T 70 B	24.4	82
		VB302S-10015	10	150	15.5	T 70 B	24.4	82
		VB302S-12015	12	125	19.3	T 70 B	24.4	82
		VB302S-15015	15	100	24.2	T 70 B	24.4	82
		VB302S-18015	18	83	29.8	T 70 B	24.4	82
		VB302S-24015	24	63	38.6	T 70 B	24.4	82
		VB302D-06015	6	2×125	2×9.7	T 70 B	24.4	82
		VB302D-07015	7.2	2×104	2×11.2	T 70 B	24.4	82
		VB302D-09015	9	2×83	2×14.5	T 70 B	24.4	82
		VB302D-10015	10	2×75	2×15.5	T 70 B	24.4	82
		VB302D-12015	12	2×63	2×19.3	T 70 B	24.4	82
		VB302D-15015	15	2×50	2×24.2	T 70 B	24.4	82
		VB302D-18015	18	2×42	2×29	T 70 B	24.4	82
	400	VB303S-06015	6	250	9.7	T 70 B	24.4	82
		VB303S-07015	7.2	208	11.2	T 70 B	24.4	82
		VB303S-09015	9	167	14.5	T 70 B	24.4	82
		VB303S-10015	10	150	15.5	T 70 B	24.4	82
		VB303S-12015	12	125	19.3	T 70 B	24.4	82
		VB303S-15015	15	100	24.2	T 70 B	24.4	82
		VB303S-18015	18	83	29.8	T 70 B	24.4	82
		VB303S-24015	24	63	38.6	T 70 B	24.4	82
		VB303D-06015	6	2×125	2×9.7	T 70 B	24.4	82
		VB303D-07015	7.2	2×104	2×11.2	T 70 B	24.4	82
		VB303D-09015	9	2×83	2×15	T 70 B	24.4	82
		VB303D-10015	10	2×75	2×15.5	T 70 B	24.4	82
		VB303D-12015	12	2×63	2×19.3	T 70 B	24.4	82
		VB303D-15015	15	2×50	2×24.2	T 70 B	24.4	82
		VB303D-18015	18	2×42	2×29	T 70 B	24.4	82
	115(Parallel) Or 230(Series)	VB304S-06015	6	250	9.7	T 70 B	24.4	82
		VB304S-07015	7.2	208	11.2	T 70 B	24.4	82
		VB304S-09015	9	167	14.5	T 70 B	24.4	82
		VB304S-10015	10	150	15.5	T 70 B	24.4	82
		VB304S-12015	12	125	19.3	T 70 B	24.4	82
		VB304S-15015	15	100	24.2	T 70 B	24.4	82
		VB304S-18015	18	83	29.8	T 70 B	24.4	82
		VB304S-24015	24	63	38.6	T 70 B	24.4	82
		VB304D-06015	6	2×125	2×9.7	T 70 B	24.4	82
		VB304D-07015	7.2	2×104	2×11.2	T 70 B	24.4	82
		VB304D-09015	9	2×83	2×14.5	T 70 B	24.4	82
		VB304D-10015	10	2×75	2×15.5	T 70 B	24.4	82
		VB304D-12015	12	2×63	2×19.3	T 70 B	24.4	82
		VB304D-15015	15	2×50	2×24.2	T 70 B	24.4	82
		VB304D-18015	18	2×42	2×29	T 70 B	24.4	82

ENCAPSULATED TRANSFORMER 密封变压器

FEATURES

- Frequency 50/60 Hz
- Temperature Class Class B (130° C)
- Ambient Temperature (ta) 40° C
- Ressins Class B IEC85(20,000H Testing to IEC216)
- Vacuum Potting
- Flammability Class UL94 V-0
- Dielectric Strength 4200Vrms
- Standard VDE.UL.CUL.CE.CQC
- Conforms EN61558.EN60950.UL1585.UL506
- 200%Tested Production

产品特点

- 频率： 50/60 Hz
- 温度等级：B级 (130° C)
- 环境温度： (ta) 40° C
- 胶温度等级：B级 附合IEC85标准（通过 20,000小时 IEC216标准）
- 真空灌胶
- 材料阻燃等级： UL94 V-0
- 介电强度：4200Vrms
- 标准： VDE.UL.CUL.CE.CQC
- 符合EN61558.EN60950.UL1585.UL506
- 产线200%全检

OUTLINE DIMENSIONS 外形尺寸

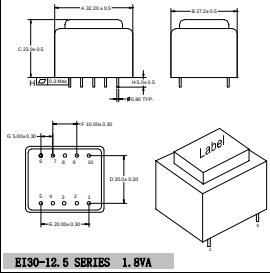

ELECTRICAL SCHEMATIC 电气原理图

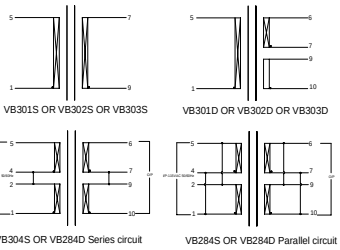

EI30-12.5 SERIES 1.8VA

Product Series	Primary Voltage (V)	Part Number	Secondary Voltage (V)	Secondary Current (mA)	No-load Voltage (V)(max)	Ambient Temperature (℃)	Dimension H MAX (mm)	Weight Approx (g)
1.8VA	115	VB301S-06018	6	300	9.8	T 40 B	24.4	82
		VB301S-07018	7.2	250	12.3	T 40 B	24.4	82
		VB301S-09018	9	200	14.8	T 40 B	24.4	82
		VB301S-10018	10	180	15.2	T 40 B	24.4	82
		VB301S-12018	12	150	19.7	T 40 B	24.4	82
		VB301S-15018	15	120	24.6	T 40 B	24.4	82
		VB301S-18018	18	100	30.3	T 40 B	24.4	82
		VB301S-24018	24	75	39.3	T 40 B	24.4	82
		VB301D-06018	6	2×150	2×9.8	T 40 B	24.4	82
		VB301D-07018	7.2	2×125	2×12.3	T 40 B	24.4	82
		VB301D-09018	9	2×100	2×15.2	T 40 B	24.4	82
		VB301D-10018	10	2×90	2×15.6	T 40 B	24.4	82
		VB301D-12018	12	2×75	2×19.7	T 40 B	24.4	82
		VB301D-15018	15	2×60	2×24.6	T 40 B	24.4	82
		VB301D-18018	18	2×50	2×29.5	T 40 B	24.4	82
	230	VB302S-06018	6	300	9.8	T 40 B	24.4	82
		VB302S-07018	7.2	250	12.3	T 40 B	24.4	82
		VB302S-09018	9	200	14.8	T 40 B	24.4	82
		VB302S-10018	10	180	15.2	T 40 B	24.4	82
		VB302S-12018	12	150	19.7	T 40 B	24.4	82
		VB302S-15018	15	120	24.6	T 40 B	24.4	82
		VB302S-18018	18	100	30.3	T 40 B	24.4	82
		VB302S-24018	24	75	39.3	T 40 B	24.4	82
		VB302D-06018	6	2×150	2×9.8	T 40 B	24.4	82
		VB302D-07018	7.2	2×125	2×12.3	T 40 B	24.4	82
		VB302D-09018	9	2×100	2×15.2	T 40 B	24.4	82
		VB302D-10018	10	2×90	2×15.6	T 40 B	24.4	82
		VB302D-12018	12	2×75	2×19.7	T 40 B	24.4	82
		VB302D-15018	15	2×60	2×24.6	T 40 B	24.4	82
		VB302D-18018	18	2×50	2×29.5	T 40 B	24.4	82
	400	VB303S-06018	6	300	9.8	T 40 B	24.4	82
		VB303S-07018	7.2	250	12.3	T 40 B	24.4	82
		VB303S-09018	9	200	14.8	T 40 B	24.4	82
		VB303S-10018	10	180	15.2	T 40 B	24.4	82
		VB303S-12018	12	150	19.7	T 40 B	24.4	82
		VB303S-15018	15	120	24.6	T 40 B	24.4	82
		VB303S-18018	18	100	30.3	T 40 B	24.4	82
		VB303S-24018	24	75	39.3	T 40 B	24.4	82
		VB303D-06018	6	2×150	2×9.8	T 40 B	24.4	82
		VB303D-07018	7.2	2×125	2×12.3	T 40 B	24.4	82
		VB303D-09018	9	2×100	2×15.2	T 40 B	24.4	82
		VB303D-10018	10	2×90	2×15.6	T 40 B	24.4	82
		VB303D-12018	12	2×75	2×19.7	T 40 B	24.4	82
		VB303D-15018	15	2×60	2×24.6	T 40 B	24.4	82
		VB303D-18018	18	2×50	2×29.5	T 40 B	24.4	82
	115(Parallel) Or 230(Series)	VB304S-06018	6	300	9.8	T 40 B	24.4	82
		VB304S-07018	7.2	250	12.3	T 40 B	24.4	82
		VB304S-09018	9	200	14.8	T 40 B	24.4	82
		VB304S-10018	10	180	15.2	T 40 B	24.4	82
		VB304S-12018	12	150	19.7	T 40 B	24.4	82
		VB304S-15018	15	120	24.6	T 40 B	24.4	82
		VB304S-18018	18	100	30.3	T 40 B	24.4	82
		VB304S-24018	24	75	39.3	T 40 B	24.4	82
		VB304D-06018	6	2×150	2×9.8	T 40 B	24.4	82
		VB304D-07018	7.2	2×125	2×12.3	T 40 B	24.4	82
		VB304D-09018	9	2×100	2×15.2	T 40 B	24.4	82
		VB304D-10018	10	2×90	2×15.6	T 40 B	24.4	82
		VB304D-12018	12	2×75	2×19.7	T 40 B	24.4	82
		VB304D-15018	15	2×60	2×24.6	T 40 B	24.4	82
		VB304D-18018	18	2×50	2×29.5	T 40 B	24.4	82

ENCAPSULATED TRANSFORMER 密封变压器

FEATURES

- Frequency 50/60 Hz
- Temperature Class Class B (130° C)
- Ambient Temperature (ta) 70° C
- Ressins Class B IEC85(20,000H Testing to IEC216)
- Vacuum Potting
- Flammability Class UL94 V-0
- Dielectric Strength 4200Vrms
- Standard VDE.UL.CUL.CE.CQC
- Conforms EN61558.EN60950.UL1585.UL506
- 200%Tested Production

产品特点

- 频率： 50/60 Hz
- 温度等级：B级 (130° C)
- 环境温度： (ta) 70° C
- 胶温度等级：B级 附合IEC85标准（通过 20,000小时 IEC216标准）
- 真空灌胶
- 材料阻燃等级： UL94 V-0
- 介电强度：4200Vrms
- 标准： VDE.UL.CUL.CE.CQC
- 符合EN61558.EN60950.UL1585.UL506
- 产线200%全检

OUTLINE DIMENSIONS 外形尺寸

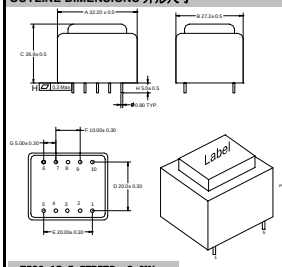

ELECTRICAL SCHEMATIC 电气原理图

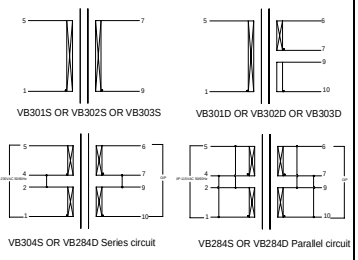

EI30-15.5 SERIES 2.0VA

Product Series	Primary Voltage (V)	Part Number	Secondary Voltage (V)	Secondary Current (mA)	No-load Voltage (V)(max)	Ambient Temperature (℃)	Dimension H MAX (mm)	Weight Approx (g)
2.0VA	115	VB301S-06020	6	333	10.4	T 70 B	27.4	100
		VB301S-07020	7.2	278	12.6	T 70 B	27.4	100
		VB301S-09020	9	222	15.5	T 70 B	27.4	100
		VB301S-10020	10	200	16	T 70 B	27.4	100
		VB301S-12020	12	167	20.7	T 70 B	27.4	100
		VB301S-15020	15	133	25.8	T 70 B	27.4	100
		VB301S-18020	18	111	30.8	T 70 B	27.4	100
		VB301S-24020	24	83	41.4	T 70 B	27.4	100
		VB301D-06020	6	2×167	2×10.4	T 70 B	27.4	100
		VB301D-07020	7.2	2×1399	2×12.6	T 70 B	27.4	100
		VB301D-09020	9	2×111	2×15.5	T 70 B	27.4	100
		VB301D-10020	10	2×100	2×16	T 70 B	27.4	100
		VB301D-12020	12	2×83	2×20.7	T 70 B	27.4	100
		VB301D-15020	15	2×67	2×25.0	T 70 B	27.4	100
		VB301D-18020	18	2×56	2×30.8	T 70 B	27.4	100
	230	VB302S-06020	6	333	10.4	T 70 B	27.4	100
		VB302S-07020	7.2	278	12.6	T 70 B	27.4	100
		VB302S-09020	9	222	15.5	T 70 B	27.4	100
		VB302S-10020	10	200	16	T 70 B	27.4	100
		VB302S-12020	12	167	20.7	T 70 B	27.4	100
		VB302S-15020	15	133	25.8	T 70 B	27.4	100
		VB302S-18020	18	111	30.8	T 70 B	27.4	100
		VB302S-24020	24	83	41.4	T 70 B	27.4	100
		VB302D-06020	6	2×167	2×10.4	T 70 B	27.4	100
		VB302D-07020	7.2	2×139	2×12.6	T 70 B	27.4	100
		VB302D-09020	9	2×111	2×15.4	T 70 B	27.4	100
		VB302D-10020	10	2×100	2×16	T 70 B	27.4	100
		VB302D-12020	12	2×83	2×20.7	T 70 B	27.4	100
		VB302D-15020	15	2×67	2×25.0	T 70 B	27.4	100
		VB302D-18020	18	2×56	2×30.8	T 70 B	27.4	100
	400	VB303S-06020	6	333	10.4	T 70 B	27.4	100
		VB303S-07020	7.2	278	12.6	T 70 B	27.4	100
		VB303S-09020	9	222	15.5	T 70 B	27.4	100
		VB303S-10020	10	200	16	T 70 B	27.4	100
		VB303S-12020	12	167	20.7	T 70 B	27.4	100
		VB303S-15020	15	133	25.8	T 70 B	27.4	100
		VB303S-18020	18	111	30.8	T 70 B	27.4	100
		VB303S-24020	24	83	41.4	T 70 B	27.4	100
		VB303D-06020	6	2×167	2×10.4	T 70 B	27.4	100
		VB303D-07020	7.2	2×139	2×12.6	T 70 B	27.4	100
		VB303D-09020	9	2×111	2×15.4	T 70 B	27.4	100
		VB303D-10020	10	2×100	2×16	T 70 B	27.4	100
		VB303D-12020	12	2×83	2×20.7	T 70 B	27.4	100
		VB303D-15020	15	2×67	2×25.0	T 70 B	27.4	100
		VB303D-18020	18	2×56	2×30.8	T 70 B	27.4	100
	115(Parallel) Or 230(Series)	VB304S-06020	6	333	10.4	T 70 B	27.4	100
		VB304S-07020	7.2	278	12.6	T 70 B	27.4	100
		VB304S-09020	9	222	15.5	T 70 B	27.4	100
		VB304S-10020	10	200	16	T 70 B	27.4	100
		VB304S-12020	12	167	20.7	T 70 B	27.4	100
		VB304S-15020	15	133	25.8	T 70 B	27.4	100
		VB304S-18020	18	111	30.8	T 70 B	27.4	100
		VB304S-24020	24	83	41.4	T 70 B	27.4	100
		VB304D-06020	6	2×167	2×10.4	T 70 B	27.4	100
		VB304D-07020	7.2	2×139	2×12.6	T 70 B	27.4	100
		VB304D-09020	9	2×111	2×15.4	T 70 B	27.4	100
		VB304D-10020	10	2×100	2×16	T 70 B	27.4	100
		VB304D-12020	12	2×83	2×20.7	T 70 B	27.4	100
		VB304D-15020	15	2×67	2×25.0	T 70 B	27.4	100
		VB304D-18020	18	2×56	2×30.8	T 70 B	27.4	100

ENCAPSULATED TRANSFORMER 密封变压器

FEATURES

- Frequency 50/60 Hz
- Temperature Class Class B (130° C)
- Ambient Temperature (ta) 60° C
- Ressins Class B IEC85(20,000H Testing to IEC216)
- Vacuum Potting
- Flammability Class UL94 V-0
- Dielectric Strength 4200Vrms
- Standard VDE.UL.CUL.CE.CQC
- Conforms EN61558.EN60950.UL1585.UL506
- 200%Tested Production

产品特点

- 频率： 50/60 Hz
- 温度等级：B级 (130° C)
- 环境温度： (ta) 60° C
- 胶温度等级：B级 附合IEC85标准（通过 20,000小时 IEC216标准）
- 真空灌胶
- 材料阻燃等级： UL94 V-0
- 介电强度：4200Vrms
- 标准： VDE.UL.CUL.CE.CQC
- 符合EN61558.EN60950.UL1585.UL506
- 产线200%全检

OUTLINE DIMENSIONS 外形尺寸

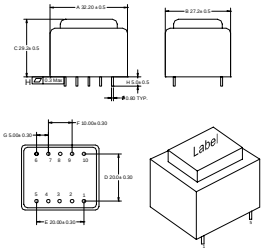

ELECTRICAL SCHEMATIC 电气原理图

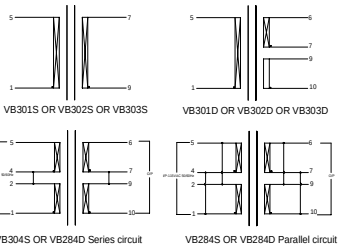

EI30-18 SERIES 2.3VA

Product Series	Primary Voltage (V)	Part Number	Secondary Voltage (V)	Secondary Current (mA)	No-load Voltage (V)(max)	Ambient Temperature (℃)	Dimension H MAX (mm)	Weight Approx (g)
2.3VA	115	VB301S-06023	6	383	10.5	T 60 B	29.8	110
		VB301S-07023	7.2	319	13.2	T 60 B	29.8	110
		VB301S-09023	9	256	15.7	T 60 B	29.8	110
		VB301S-10023	10	230	16	T 60 B	29.8	110
		VB301S-12023	12	192	21	T 60 B	29.8	110
		VB301S-15023	15	153	25.9	T 60 B	29.8	110
		VB301S-18023	18	128	31.4	T 60 B	29.8	110
		VB301S-24023	24	96	41.9	T 60 B	29.8	110
		VB301D-06023	6	2×192	2×10.5	T 60 B	29.8	110
		VB301D-07023	7.2	2×160	2×13.2	T 60 B	29.8	110
		VB301D-09023	9	2×128	2×15.5	T 60 B	29.8	110
		VB301D-10023	10	2×115	2×16	T 60 B	29.8	110
		VB301D-12023	12	2×96	2×21	T 60 B	29.8	110
		VB301D-15023	15	2×77	2×25.0	T 60 B	29.8	110
		VB301D-18023	18	2×64	2×31.4	T 60 B	29.8	110
	230	VB302S-06023	6	383	10.5	T 60 B	29.8	110
		VB302S-07023	7.2	319	13.2	T 60 B	29.8	110
		VB302S-09023	9	256	15.7	T 60 B	29.8	110
		VB302S-10023	10	230	16	T 60 B	29.8	110
		VB302S-12023	12	192	21	T 60 B	29.8	110
		VB302S-15023	15	153	25.9	T 60 B	29.8	110
		VB302S-18023	18	128	31.4	T 60 B	29.8	110
		VB302S-24023	24	96	41.9	T 60 B	29.8	110
		VB302D-06023	6	2×192	2×10.5	T 60 B	29.8	110
		VB302D-07023	7.2	2×160	2×13.2	T 60 B	29.8	110
		VB302D-09023	9	2×128	2×15.5	T 60 B	29.8	110
		VB302D-10023	10	2×115	2×16	T 60 B	29.8	110
		VB302D-12023	12	2×96	2×21	T 60 B	29.8	110
		VB302D-15023	15	2×77	2×25.0	T 60 B	29.8	110
		VB302D-18023	18	2×64	2×31.4	T 60 B	29.8	110
	400	VB303S-06023	6	383	10.5	T 60 B	29.8	110
		VB303S-07023	7.2	319	13.2	T 60 B	29.8	110
		VB303S-09023	9	256	15.7	T 60 B	29.8	110
		VB303S-10023	10	230	16	T 60 B	29.8	110
		VB303S-12023	12	192	21	T 60 B	29.8	110
		VB303S-15023	15	153	25.9	T 60 B	29.8	110
		VB303S-18023	18	128	31.4	T 60 B	29.8	110
		VB303S-24023	24	96	41.9	T 60 B	29.8	110
		VB303D-06023	6	2×192	2×10.5	T 60 B	29.8	110
		VB303D-07023	7.2	2×160	2×13.2	T 60 B	29.8	110
		VB303D-09023	9	2×128	2×15.5	T 60 B	29.8	110
		VB303D-10023	10	2×115	2×16	T 60 B	29.8	110
		VB303D-12023	12	2×96	2×21	T 60 B	29.8	110
		VB303D-15023	15	2×77	2×25.0	T 60 B	29.8	110
		VB303D-18023	18	2×64	2×31.4	T 60 B	29.8	110
	115(Parallel) Or 230(Series)	VB304S-06023	6	383	10.5	T 60 B	29.8	110
		VB304S-07023	7.2	319	13.2	T 60 B	29.8	110
		VB304S-09023	9	256	15.7	T 60 B	29.8	110
		VB304S-10023	10	230	16	T 60 B	29.8	110
		VB304S-12023	12	192	21	T 60 B	29.8	110
		VB304S-15023	15	153	25.9	T 60 B	29.8	110
		VB304S-18023	18	128	31.4	T 60 B	29.8	110
		VB304S-24023	24	96	41.9	T 60 B	29.8	110
		VB304D-06023	6	2×192	2×10.5	T 60 B	29.8	110
		VB304D-07023	7.2	2×160	2×13.2	T 60 B	29.8	110
		VB304D-09023	9	2×128	2×15.5	T 60 B	29.8	110
		VB304D-10023	10	2×115	2×16	T 60 B	29.8	110
		VB304D-12023	12	2×96	2×21	T 60 B	29.8	110
		VB304D-15023	15	2×77	2×25.0	T 60 B	29.8	110
		VB304D-18023	18	2×64	2×31.4	T 60 B	29.8	110

ENCAPSULATED TRANSFORMER 密封变压器

FEATURES

- Frequency 50/60 Hz
- Temperature Class Class B (130° C)
- Ambient Temperature (ta) 70° C
- Ressins Class B IEC85(20,000H Testing to IEC216)
- Vacuum Potting
- Flammability Class UL94 V-0
- Dielectric Strength 4200Vrms
- Standard CE.CQC
- Conforms EN61558.EN60950.UL1585.UL506
- 200%Tested Production

产品特点

- 频率： 50/60 Hz
- 温度等级：B级 (130° C)
- 环境温度： (ta) 70° C
- 胶温度等级：B级 附合IEC85标准（通过 20,000小时 IEC216标准）
- 真空灌胶
- 材料阻燃等级： UL94 V-0
- 介电强度：4200Vrms
- 标准： CE .CQC
- 符合EN61558.EN60950.UL1585.UL506
- 产线200%全检

OUTLINE DIMENSIONS 外形尺寸

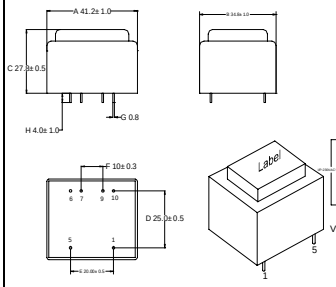

ELECTRICAL SCHEMATIC 电气原理图

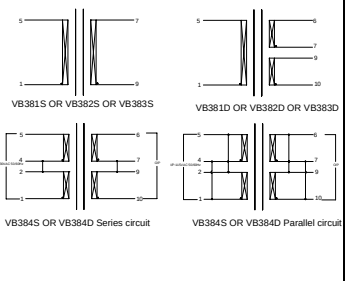

EI38-13.6 SERIES 3.2VA

Product Series	Primary Voltage (V)	Secondary protection (mA)	Part Number	Secondary Voltage (V)	Secondary Current (mA)	No-load Voltage (V)(max)	Ambient Temperature (℃)	Dimension H MAX (mm)	Weight Approx (g)
3.2VA	115	630	VB381S-06032	6	534	8.9	T 70 B	28.3	153
		400	VB381S-07032	7.2	444	10.7	T 70 B	28.3	153
		315	VB381S-09032	9	356	13	T 70 B	28.3	153
		315	VB381S-10032	10	320	14.8	T 70 B	28.3	153
		315	VB381S-12032	12	267	17	T 70 B	28.3	153
		250	VB381S-15032	15	214	21	T 70 B	28.3	153
		200	VB381S-18032	18	178	25	T 70 B	28.3	153
		160	VB381S-24032	24	133	33.5	T 70 B	28.3	153
		315	VB381D-06032	6	2×267	2×8.9	T 70 B	28.3	153
		250	VB381D-07032	7.2	2×222	2×10.7	T 70 B	28.3	153
		200	VB381D-09032	9	2×178	2×13	T 70 B	28.3	153
		160	VB381D-10032	10	2×160	2×14.8	T 70 B	28.3	153
		160	VB381D-12032	12	2×134	2×17	T 70 B	28.3	153
		125	VB381D-15032	15	2×107	2×21	T 70 B	28.3	153
		100	VB381D-18032	18	2×89	2×25	T 70 B	28.3	153
	230	630	VB382S-06032	6	534	8.9	T 70 B	28.3	153
		400	VB382S-07032	7.2	444	10.7	T 70 B	28.3	153
		315	VB382S-09032	9	356	13	T 70 B	28.3	153
		315	VB382S-10032	10	320	14.8	T 70 B	28.3	153
		315	VB382S-12032	12	267	17	T 70 B	28.3	153
		250	VB382S-15032	15	214	21	T 70 B	28.3	153
		200	VB382S-18032	18	178	25	T 70 B	28.3	153
		160	VB382S-24032	24	133	33.5	T 70 B	28.3	153
		315	VB382D-06032	6	2×267	2×8.9	T 70 B	28.3	153
		250	VB382D-07032	7.2	2×222	2×10.7	T 70 B	28.3	153
		200	VB382D-09032	9	2×178	2×13	T 70 B	28.3	153
		160	VB382D-10032	10	2×160	2×14.8	T 70 B	28.3	153
		160	VB382D-12032	12	2×134	2×17	T 70 B	28.3	153
		125	VB382D-15032	15	2×107	2×21	T 70 B	28.3	153
		100	VB382D-18032	18	2×89	2×25	T 70 B	28.3	153
	400	630	VB383S-06032	6	534	8.9	T 70 B	28.3	153
		400	VB383S-07032	7.2	444	10.7	T 70 B	28.3	153
		315	VB383S-09032	9	356	13	T 70 B	28.3	153
		315	VB383S-10032	10	320	14.8	T 70 B	28.3	153
		315	VB383S-12032	12	267	17	T 70 B	28.3	153
		250	VB383S-15032	15	214	21	T 70 B	28.3	153
		200	VB383S-18032	18	178	25	T 70 B	28.3	153
		160	VB383S-24032	24	133	33.5	T 70 B	28.3	153
		315	VB383D-06032	6	2×267	2×8.9	T 70 B	28.3	153
		250	VB383D-07032	7.2	2×222	2×10.7	T 70 B	28.3	153
		200	VB383D-09032	9	2×178	2×13	T 70 B	28.3	153
		160	VB383D-10032	10	2×160	2×14.8	T 70 B	28.3	153
		160	VB383D-12032	12	2×134	2×17	T 70 B	28.3	153
		125	VB383D-15032	15	2×107	2×21	T 70 B	28.3	153
		100	VB383D-18032	18	2×89	2×25	T 70 B	28.3	153
	115 (Parallel) Or 230 (Series)	630	VB384S-06032	6	534	8.9	T 70 B	28.3	153
		400	VB384S-07032	7.2	444	10.7	T 70 B	28.3	153
		315	VB384S-09032	9	356	13	T 70 B	28.3	153
		315	VB384S-10032	10	320	14.8	T 70 B	28.3	153
		315	VB384S-12032	12	267	17	T 70 B	28.3	153
		250	VB384S-15032	15	214	21	T 70 B	28.3	153
		200	VB384S-18032	18	178	25	T 70 B	28.3	153
		160	VB384S-24032	24	133	33.5	T 70 B	28.3	153
		315	VB384D-06032	6	2×267	2×8.9	T 70 B	28.3	153
		250	VB384D-07032	7.2	2×222	2×10.7	T 70 B	28.3	153
		200	VB384D-09032	9	2×178	2×13	T 70 B	28.3	153
		160	VB384D-10032	10	2×160	2×14.8	T 70 B	28.3	153
		160	VB384D-12032	12	2×134	2×17	T 70 B	28.3	153
		125	VB384D-15032	15	2×107	2×21	T 70 B	28.3	153
		100	VB384D-18032	18	2×89	2×25	T 70 B	28.3	153

ENCAPSULATED TRANSFORMER 密封变压器

FEATURES

- Frequency 50/60 Hz
- Temperature Class Class B (130° C)
- Ambient Temperature (ta) 70° C
- Ressins Class B IEC85(20,000H Testing to IEC216)
- Vacuum Potting
- Flammability Class UL94 V-0
- Dielectric Strength 4200Vrms
- Standard CE.CQC
- Conforms EN61558.EN60950.UL1585.UL506
- 200%Tested Production

产品特点

- 频率： 50/60 Hz
- 温度等级：B级 (130° C)
- 环境温度： (ta) 70° C
- 胶温度等级：B级 附合IEC85标准（通过 20,000小时 IEC216标准）
- 真空灌胶
- 材料阻燃等级： UL94 V-0
- 介电强度：4200Vrms
- 标准： CE.CQC
- 符合EN61558.EN60950.UL1585.UL506
- 产线200%全检

OUTLINE DIMENSIONS 外形尺寸

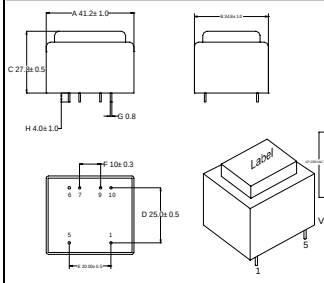

ELECTRICAL SCHEMATIC 电气原理图

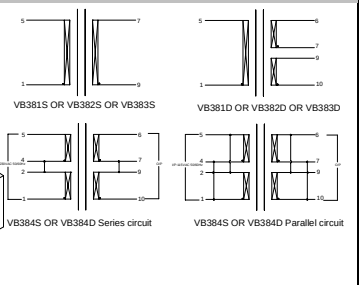

EI38-13.6 SERIES 4.0VA

Product Series	Primary Voltage (V)	Secondary protection (mA)	Part Number	Secondary Voltage (V)	Secondary Current (mA)	No-load Voltage (V)(max)	Ambient Temperature (℃)	Dimension H MAX (mm)	Weight Approx (g)
4.0VA	115	630	VB381S-06040	6	667	8.9	T 70 B	28.3	153
		500	VB381S-07040	7.2	556	10.7	T 70 B	28.3	153
		400	VB381S-09040	9	444	12.6	T 70 B	28.3	153
		400	VB381S-10040	10	400	14	T 70 B	28.3	153
		315	VB381S-12040	12	333	16.4	T 70 B	28.3	153
		250	VB381S-15040	15	267	21	T 70 B	28.3	153
		200	VB381S-18040	18	222	24.3	T 70 B	28.3	153
		160	VB381S-24040	24	167	32.5	T 70 B	28.3	153
		315	VB381D-06040	6	2×333	2×8.9	T 70 B	28.3	153
		250	VB381D-07040	7.2	2×278	2×10.7	T 70 B	28.3	153
		200	VB381D-09040	9	2×222	2×12.6	T 70 B	28.3	153
		200	VB381D-10040	10	2×200	2×14	T 70 B	28.3	153
		160	VB381D-12040	12	2×167	2×16.4	T 70 B	28.3	153
		125	VB381D-15040	15	2×133	2×21	T 70 B	28.3	153
		100	VB381D-18040	18	2×111	2×24.3	T 70 B	28.3	153
	230	630	VB382S-06040	6	667	8.9	T 70 B	28.3	153
		500	VB382S-07040	7.2	556	10.7	T 70 B	28.3	153
		400	VB382S-09040	9	444	12.6	T 70 B	28.3	153
		400	VB382S-10040	10	400	14	T 70 B	28.3	153
		315	VB382S-12040	12	333	16.4	T 70 B	28.3	153
		250	VB382S-15040	15	267	21	T 70 B	28.3	153
		200	VB382S-18040	18	222	24.3	T 70 B	28.3	153
		160	VB382S-24040	24	167	32.5	T 70 B	28.3	153
		315	VB382D-06040	6	2×333	2×8.9	T 70 B	28.3	153
		250	VB382D-07040	7.2	2×278	2×10.7	T 70 B	28.3	153
		200	VB382D-09040	9	2×222	2×12.6	T 70 B	28.3	153
		200	VB382D-10040	10	2×200	2×14	T 70 B	28.3	153
		160	VB382D-12040	12	2×167	2×16.4	T 70 B	28.3	153
		125	VB382D-15040	15	2×133	2×21	T 70 B	28.3	153
		100	VB382D-18040	18	2×111	2×24.3	T 70 B	28.3	153
	400	630	VB383S-06040	6	667	8.9	T 70 B	28.3	153
		500	VB383S-07040	7.2	556	10.7	T 70 B	28.3	153
		400	VB383S-09040	9	444	12.6	T 70 B	28.3	153
		400	VB383S-10040	10	400	14	T 70 B	28.3	153
		315	VB383S-12040	12	333	16.4	T 70 B	28.3	153
		250	VB383S-15040	15	267	21	T 70 B	28.3	153
		200	VB383S-18040	18	222	24.3	T 70 B	28.3	153
		160	VB383S-24040	24	167	32.5	T 70 B	28.3	153
		315	VB383D-06040	6	2×333	2×8.9	T 70 B	28.3	153
		250	VB383D-07040	7.2	2×278	2×10.7	T 70 B	28.3	153
		200	VB383D-09040	9	2×222	2×12.6	T 70 B	28.3	153
		200	VB383D-10040	10	2×200	2×14	T 70 B	28.3	153
		160	VB383D-12040	12	2×167	2×16.4	T 70 B	28.3	153
		125	VB383D-15040	15	2×133	2×21	T 70 B	28.3	153
		100	VB383D-18040	18	2×111	2×24.3	T 70 B	28.3	153
	115 (Parallel) Or 230 (Series)	630	VB384S-06040	6	667	8.9	T 70 B	28.3	153
		500	VB384S-07040	7.2	556	10.7	T 70 B	28.3	153
		400	VB384S-09040	9	444	12.6	T 70 B	28.3	153
		400	VB384S-10040	10	400	14	T 70 B	28.3	153
		315	VB384S-12040	12	333	16.4	T 70 B	28.3	153
		250	VB384S-15040	15	267	21	T 70 B	28.3	153
		200	VB384S-18040	18	222	24.3	T 70 B	28.3	153
		160	VB384S-24040	24	167	32.5	T 70 B	28.3	153
		315	VB384D-06040	6	2×333	2×8.9	T 70 B	28.3	153
		250	VB384D-07040	7.2	2×278	2×10.7	T 70 B	28.3	153
		200	VB384D-09040	9	2×222	2×12.6	T 70 B	28.3	153
		200	VB384D-10040	10	2×200	2×14	T 70 B	28.3	153
		160	VB384D-12040	12	2×167	2×16.4	T 70 B	28.3	153
		125	VB384D-15040	15	2×133	2×21	T 70 B	28.3	153
		100	VB384D-18040	18	2×111	2×24.3	T 70 B	28.3	153

ENCAPSULATED TRANSFORMER 密封变压器

FEATURES

- Frequency 50/60 Hz
- Temperature Class Class B (130° C)
- Ambient Temperature (ta) 70° C
- Ressins Class B IEC85(20,000H Testing to IEC216)
- Vacuum Potting
- Flammability Class UL94 V-0
- Dielectric Strength 4200Vrms
- Standard CE.CQC
- Conforms EN61558.EN60950.UL1585.UL506
- 200%Tested Production

产品特点

- 频率： 50/60 Hz
- 温度等级：B级 (130° C)
- 环境温度： (ta) 70° C
- 胶温度等级：B级 附合IEC85标准（通过 20,000小时 IEC216标准）
- 真空灌胶
- 材料阻燃等级： UL94 V-0
- 介电强度：4200Vrms
- 标准： CE.CQC
- 符合EN61558.EN60950.UL1585.UL506
- 产线200%全检

OUTLINE DIMENSIONS 外形尺寸

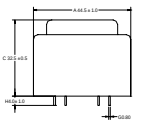

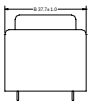

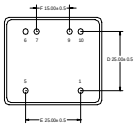

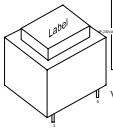

ELECTRICAL SCHEMATIC 电气原理图

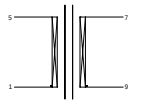

VB421S OR VB422S OR VB423S

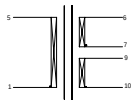

VB421D OR VB422D OR VB423D

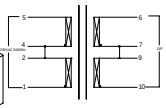

VB424S OR VB424D Series circuit

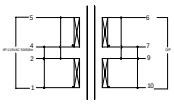

VB424S OR VB424D Parallel circuit

EI42-14.8 SERIES 5.0VA

Product Series	Primary Voltage (V)	Secondary protection (mA)	Part Number	Secondary Voltage (V)	Secondary Current (mA)	No-load Voltage (V)(max)	Ambient Temperature (℃)	Dimension H MAX (mm)	Weight Approx (g)
5.0VA	115	800	VB421S-06050	6	834	8.9	T 70 B	33	200
		630	VB421S-07050	7.2	695	10.7	T 70 B	33	200
		500	VB421S-09050	9	556	12.6	T 70 B	33	200
		500	VB421S-10050	10	500	14	T 70 B	33	200
		400	VB421S-12050	12	417	16.4	T 70 B	33	200
		315	VB421S-15050	15	333	21	T 70 B	33	200
		315	VB421S-18050	18	278	24.3	T 70 B	33	200
		200	VB421S-24050	24	208	32.5	T 70 B	33	200
		400	VB421D-06050	6	2×417	2×8.9	T 70 B	33	200
		315	VB421D-07050	7.2	2×348	2×10.7	T 70 B	33	200
		315	VB421D-09050	9	2×278	2×12.6	T 70 B	33	200
		250	VB421D-10050	10	2×250	2×14	T 70 B	33	200
		200	VB421D-12050	12	2×209	2×16.4	T 70 B	33	200
		160	VB421D-15050	15	2×167	2×21	T 70 B	33	200
		125	VB421D-18050	18	2×139	2×24.3	T 70 B	33	200
	230	800	VB422S-06050	6	834	8.9	T 70 B	33	200
		630	VB422S-07050	7.2	695	10.7	T 70 B	33	200
		500	VB422S-09050	9	556	12.6	T 70 B	33	200
		500	VB422S-10050	10	500	14	T 70 B	33	200
		400	VB422S-12050	12	417	16.4	T 70 B	33	200
		315	VB422S-15050	15	333	21	T 70 B	33	200
		315	VB422S-18050	18	278	24.3	T 70 B	33	200
		200	VB422S-24050	24	208	32.5	T 70 B	33	200
		400	VB422D-06050	6	2×417	2×8.9	T 70 B	33	200
		315	VB422D-07050	7.2	2×348	2×10.7	T 70 B	33	200
		315	VB422D-09050	9	2×278	2×12.6	T 70 B	33	200
		250	VB422D-10050	10	2×250	2×14	T 70 B	33	200
		200	VB422D-12050	12	2×209	2×16.4	T 70 B	33	200
		160	VB422D-15050	15	2×167	2×21	T 70 B	33	200
		125	VB422D-18050	18	2×139	2×24.3	T 70 B	33	200
	400	800	VB423S-06050	6	834	8.9	T 70 B	33	200
		630	VB423S-07050	7.2	695	10.7	T 70 B	33	200
		500	VB423S-09050	9	556	12.6	T 70 B	33	200
		500	VB423S-10050	10	500	14	T 70 B	33	200
		400	VB423S-12050	12	417	16.4	T 70 B	33	200
		315	VB423S-15050	15	333	21	T 70 B	33	200
		315	VB423S-18050	18	278	24.3	T 70 B	33	200
		200	VB423S-24050	24	208	32.5	T 70 B	33	200
		400	VB423D-06050	6	2×417	2×8.9	T 70 B	33	200
		315	VB423D-07050	7.2	2×348	2×10.7	T 70 B	33	200
		315	VB423D-09050	9	2×278	2×12.6	T 70 B	33	200
		250	VB423D-10050	10	2×250	2×14	T 70 B	33	200
		200	VB423D-12050	12	2×209	2×16.4	T 70 B	33	200
		160	VB423D-15050	15	2×167	2×21	T 70 B	33	200
		125	VB423D-18050	18	2×139	2×24.3	T 70 B	33	200
	115 (Parallel) Or 230 (Series)	800	VB424S-06050	6	834	8.9	T 70 B	33	200
		630	VB424S-07050	7.2	695	10.7	T 70 B	33	200
		500	VB424S-09050	9	556	12.6	T 70 B	33	200
		500	VB424S-10050	10	500	14	T 70 B	33	200
		400	VB424S-12050	12	417	16.4	T 70 B	33	200
		315	VB424S-15050	15	333	21	T 70 B	33	200
		315	VB424S-18050	18	278	24.3	T 70 B	33	200
		200	VB424S-24050	24	208	32.5	T 70 B	33	200
		400	VB424D-06050	6	2×417	2×8.9	T 70 B	33	200
		315	VB424D-07050	7.2	2×348	2×10.7	T 70 B	33	200
		315	VB424D-09050	9	2×278	2×12.6	T 70 B	33	200
		250	VB424D-10050	10	2×250	2×14	T 70 B	33	200
		200	VB424D-12050	12	2×209	2×16.4	T 70 B	33	200
		160	VB424D-15050	15	2×167	2×21	T 70 B	33	200
		125	VB424D-18050	18	2×139	2×24.3	T 70 B	33	200

ENCAPSULATED TRANSFORMER 密封变压器

FEATURES

- Frequency 50/60 Hz
- Temperature Class Class B (130° C)
- Ambient Temperature (ta) 70° C
- Ressins Class B IEC85(20,000H Testing to IEC216)
- Vacuum Potting
- Flammability Class UL94 V-0
- Dielectric Strength 4200Vrms
- Standard CE.CQC
- Conforms EN61558.EN60950.UL1585.UL506
- 200%Tested Production

产品特点

- 频率： 50/60 Hz
- 温度等级：B级 (130° C)
- 环境温度： (ta) 70° C
- 胶温度等级：B级 附合IEC85标准（通过 20,000小时 IEC216标准）
- 真空灌胶
- 材料阻燃等级： UL94 V-0
- 介电强度：4200Vrms
- 标准： CE.CQC
- 符合EN61558.EN60950.UL1585.UL506
- 产线200%全检

OUTLINE DIMENSIONS 外形尺寸

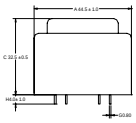

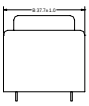

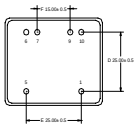

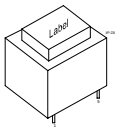

ELECTRICAL SCHEMATIC 电气原理图

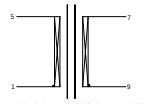

VB421S OR VB422S OR VB423S

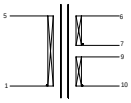

VB421D OR VB422D OR VB423D

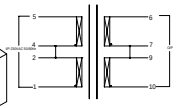

VB424S OR VB424D Series circuit

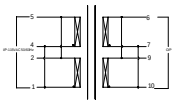

VB424S OR VB424D Parallel circuit

EI42-14.8 SERIES 6.0VA

Product Series	Primary Voltage (V)	Secondary protection (mA)	Part Number	Secondary Voltage (V)	Secondary Current (mA)	No-load Voltage (V)(max)	Ambient Temperature (℃)	Dimension H MAX (mm)	Weight Approx (g)
6.0VA	115	1000	VB421S-06060	6	1000	8.9	T 70 B	33	200
		800	VB421S-07060	7.2	833	10.7	T 70 B	33	200
		630	VB421S-09060	9	667	12.6	T 70 B	33	200
		630	VB421S-10060	10	600	14	T 70 B	33	200
		500	VB421S-12060	12	500	16.4	T 70 B	33	200
		400	VB421S-15060	15	400	21	T 70 B	33	200
		315	VB421S-18060	18	334	24.3	T 70 B	33	200
		250	VB421S-24060	24	250	30.8	T 70 B	33	200
		500	VB421D-06060	6	2×500	2×8.9	T 70 B	33	200
		400	VB421D-07060	7.2	2×416	2×10.7	T 70 B	33	200
		315	VB421D-09060	9	2×333	2×12.6	T 70 B	33	200
		315	VB421D-10060	10	2×300	2×14	T 70 B	33	200
		250	VB421D-12060	12	2×250	2×16.4	T 70 B	33	200
		200	VB421D-15060	15	2×200	2×21	T 70 B	33	200
		160	VB421D-18060	18	2×167	2×24.3	T 70 B	33	200
	230	1000	VB422S-06060	6	1000	8.9	T 70 B	33	200
		800	VB422S-07060	7.2	833	10.7	T 70 B	33	200
		630	VB422S-09060	9	667	12.6	T 70 B	33	200
		630	VB422S-10060	10	600	14	T 70 B	33	200
		500	VB422S-12060	12	500	16.4	T 70 B	33	200
		400	VB422S-15060	15	400	21	T 70 B	33	200
		315	VB422S-18060	18	334	24.3	T 70 B	33	200
		250	VB422S-24060	24	250	30.8	T 70 B	33	200
		500	VB422D-06060	6	2×500	2×8.9	T 70 B	33	200
		400	VB422D-07060	7.2	2×416	2×10.7	T 70 B	33	200
		315	VB422D-09060	9	2×333	2×12.6	T 70 B	33	200
		315	VB422D-10060	10	2×300	2×14	T 70 B	33	200
		250	VB422D-12060	12	2×250	2×16.4	T 70 B	33	200
		200	VB422D-15060	15	2×200	2×21	T 70 B	33	200
		160	VB422D-18060	18	2×167	2×24.3	T 70 B	33	200
	400	1000	VB423S-06060	6	1000	8.9	T 70 B	33	200
		800	VB423S-07060	7.2	833	10.7	T 70 B	33	200
		630	VB423S-09060	9	667	12.6	T 70 B	33	200
		630	VB423S-10060	10	600	14	T 70 B	33	200
		500	VB423S-12060	12	500	16.4	T 70 B	33	200
		400	VB423S-15060	15	400	21	T 70 B	33	200
		315	VB423S-18060	18	334	24.3	T 70 B	33	200
		250	VB423S-24060	24	250	30.8	T 70 B	33	200
		500	VB423D-06060	6	2×500	2×8.9	T 70 B	33	200
		400	VB423D-07060	7.2	2×416	2×10.7	T 70 B	33	200
		315	VB423D-09060	9	2×333	2×12.6	T 70 B	33	200
		315	VB423D-10060	10	2×300	2×14	T 70 B	33	200
		250	VB423D-12060	12	2×250	2×16.4	T 70 B	33	200
		200	VB423D-15060	15	2×200	2×21	T 70 B	33	200
		160	VB423D-18060	18	2×167	2×24.3	T 70 B	33	200
	115 (Parallel) Or 230 (Series)	1000	VB424S-06060	6	1000	8.9	T 70 B	33	200
		800	VB424S-07060	7.2	833	10.7	T 70 B	33	200
		630	VB424S-09060	9	667	12.6	T 70 B	33	200
		630	VB424S-10060	10	600	14	T 70 B	33	200
		500	VB424S-12060	12	500	16.4	T 70 B	33	200
		400	VB424S-15060	15	400	21	T 70 B	33	200
		315	VB424S-18060	18	334	24.3	T 70 B	33	200
		250	VB424S-24060	24	250	30.8	T 70 B	33	200
		500	VB424D-06060	6	2×500	2×8.9	T 70 B	33	200
		400	VB424D-07060	7.2	2×416	2×10.7	T 70 B	33	200
		315	VB424D-09060	9	2×333	2×12.6	T 70 B	33	200
		315	VB424D-10060	10	2×300	2×14	T 70 B	33	200
		250	VB424D-12060	12	2×250	2×16.4	T 70 B	33	200
		200	VB424D-15060	15	2×200	2×21	T 70 B	33	200
		160	VB424D-18060	18	2×167	2×24.3	T 70 B	33	200

ENCAPSULATED TRANSFORMER 密封变压器

FEATURES

- Frequency 50/60 Hz
- Temperature Class Class B (130° C)
- Ambient Temperature (ta) 50° C
- Ressins Class B IEC85(20,000H Testing to IEC216)
- Vacuum Potting
- Flammability Class UL94 V-0
- Dielectric Strength 4200Vrms
- Standard CE.CQC
- Conforms EN61558.EN60950.UL1585.UL506
- 200%Tested Production

产品特点

- 频率： 50/60 Hz
- 温度等级：B级 (130° C)
- 环境温度： (ta) 50° C
- 胶温度等级：B级 附合IEC85标准（通过 20,000小时 IEC216标准）
- 真空灌胶
- 材料阻燃等级： UL94 V-0
- 介电强度：4200Vrms
- 标准： CE.CQC
- 符合EN61558.EN60950.UL1585.UL506
- 产线200%全检

OUTLINE DIMENSIONS 外形尺寸

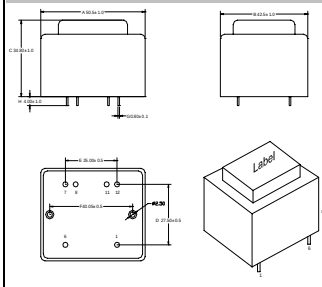

ELECTRICAL SCHEMATIC 电气原理图

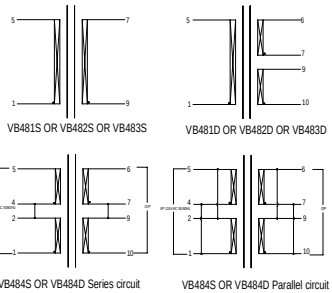

VB481S OR VB482S OR VB483S

VB481D OR VB482D OR VB483D

VB484S OR VB484D Series circuit

VB484S OR VB484D Parallel circuit

EI48-16.8 SERIES 8.0VA

Product Series	Primary Voltage (V)	primary protection (mA)	Part Number	Secondary Voltage (V)	Secondary Current (mA)	No-load Voltage (V)(max)	Ambient Temperature (℃)	Dimension H MAX (mm)	Weight Approx (g)
8.0VA	115	100	VB481S-06080	6	1333	8.5	T 70 B	35.5	275
		100	VB481S-07080	7.2	1111	9.5	T 70 B	35.5	275
		100	VB481S-09080	9	889	11.5	T 70 B	35.5	275
		100	VB481S-10080	10	800	12.5	T 70 B	35.5	275
		100	VB481S-12080	12	667	14.5	T 70 B	35.5	275
		100	VB481S-15080	15	533	17.5	T 70 B	35.5	275
		100	VB481S-18080	18	444	20.5	T 70 B	35.5	275
		100	VB481S-20080	20	400	22.5	T 70 B	35.5	275
		100	VB481S-24080	24	333	26.5	T 70 B	35.5	275
		100	VB481D-06080	6	2×667	2×8.5	T 70 B	35.5	275
		100	VB481D-07080	7.2	2×556	2×9.5	T 70 B	35.5	275
		100	VB481D-09080	9	2×444	2×11.5	T 70 B	35.5	275
		100	VB481D-10080	10	2×400	2×12.5	T 70 B	35.5	275
		100	VB481D-12080	12	2×333	2×14.5	T 70 B	35.5	275
		100	VB481D-15080	15	2×266	2×17.5	T 70 B	35.5	275
		100	VB481D-18080	18	2×222	2×20.5	T 70 B	35.5	275
	230	50	VB482S-06080	6	1333	8.5	T 70 B	35.5	275
		50	VB482S-07080	7.2	1111	9.5	T 70 B	35.5	275
		50	VB482S-09080	9	889	11.5	T 70 B	35.5	275
		50	VB482S-10080	10	800	12.5	T 70 B	35.5	275
		50	VB482S-12080	12	667	14.5	T 70 B	35.5	275
		50	VB482S-15080	15	533	17.5	T 70 B	35.5	275
		50	VB482S-18080	18	444	20.5	T 70 B	35.5	275
		50	VB482S-20080	20	400	22.5	T 70 B	35.5	275
		50	VB482S-24080	24	333	26.5	T 70 B	35.5	275
		50	VB482D-06080	6	2×667	2×8.5	T 70 B	35.5	275
		50	VB482D-07080	7.2	2×556	2×9.5	T 70 B	35.5	275
		50	VB482D-09080	9	2×444	2×11.5	T 70 B	35.5	275
		50	VB482D-10080	10	2×400	2×12.5	T 70 B	35.5	275
		50	VB482D-12080	12	2×333	2×14.5	T 70 B	35.5	275
		50	VB482D-15080	15	2×266	2×17.5	T 70 B	35.5	275
		50	VB482D-18080	18	2×222	2×20.5	T 70 B	35.5	275
	400	32	VB483S-06080	6	1333	8.5	T 70 B	35.5	275
		32	VB483S-07080	7.2	1111	9.5	T 70 B	35.5	275
		32	VB483S-09080	9	889	11.5	T 70 B	35.5	275
		32	VB483S-10080	10	800	12.5	T 70 B	35.5	275
		32	VB483S-12080	12	667	14.5	T 70 B	35.5	275
		32	VB483S-15080	15	533	17.5	T 70 B	35.5	275
		32	VB483S-18080	18	444	20.5	T 70 B	35.5	275
		32	VB483S-20080	20	400	22.5	T 70 B	35.5	275
		32	VB483S-24080	24	333	26.5	T 70 B	35.5	275
		32	VB483D-06080	6	2×667	2×8.5	T 70 B	35.5	275
		32	VB483D-07080	7.2	2×556	2×9.5	T 70 B	35.5	275
		32	VB483D-09080	9	2×444	2×11.5	T 70 B	35.5	275
		32	VB483D-10080	10	2×400	2×12.5	T 70 B	35.5	275
		32	VB483D-12080	12	2×333	2×14.5	T 70 B	35.5	275
		32	VB483D-15080	15	2×266	2×17.5	T 70 B	35.5	275
		32	VB483D-18080	18	2×222	2×20.5	T 70 B	35.5	275
	115 (Parallel) Or 230 (Series)	100or50	VB482S-06080	6	1333	8.5	T 70 B	35.5	275
		100or50	VB482S-07080	7.2	1111	9.5	T 70 B	35.5	275
		100or50	VB482S-09080	9	889	11.5	T 70 B	35.5	275
		100or50	VB482S-10080	10	800	12.5	T 70 B	35.5	275
		100or50	VB482S-12080	12	667	14.5	T 70 B	35.5	275
		100or50	VB482S-15080	15	533	17.5	T 70 B	35.5	275
		100or50	VB482S-18080	18	444	20.5	T 70 B	35.5	275
		100or50	VB482S-20080	20	400	22.5	T 70 B	35.5	275
		100or50	VB482S-24080	24	333	26.5	T 70 B	35.5	275
		100or50	VB482D-06080	6	2×667	2×8.5	T 70 B	35.5	275
		100or50	VB482D-07080	7.2	2×556	2×9.5	T 70 B	35.5	275
		100or50	VB482D-09080	9	2×444	2×11.5	T 70 B	35.5	275
		100or50	VB482D-10080	10	2×400	2×12.5	T 70 B	35.5	275
		100or50	VB482D-12080	12	2×333	2×14.5	T 70 B	35.5	275
		100or50	VB482D-15080	15	2×266	2×17.5	T 70 B	35.5	275
		100or50	VB482D-18080	18	2×222	2×20.5	T 70 B	35.5	275

ENCAPSULATED TRANSFORMER 密封变压器

FEATURES

- Frequency 50/60 Hz
- Temperature Class Class B (130° C)
- Ambient Temperature (ta) 50° C
- Ressins Class B IEC85(20,000H Testing to IEC216)
- Vacuum Potting
- Flammability Class UL94 V-0
- Dielectric Strength 4200Vrms
- Standard CE.CQC
- Conforms EN61558.EN60950.UL1585.UL506
- 200%Tested Production

产品特点

- 频率： 50/60 Hz
- 温度等级：B级 (130° C)
- 环境温度： (ta) 50° C
- 胶温度等级：B级 附合IEC85标准（通过 20,000小时 IEC216标准）
- 真空灌胶
- 材料阻燃等级： UL94 V-0
- 介电强度：4200Vrms
- 标准： CE.CQC
- 符合EN61558.EN60950.UL1585.UL506
- 产线200%全检

OUTLINE DIMENSIONS 外形尺寸

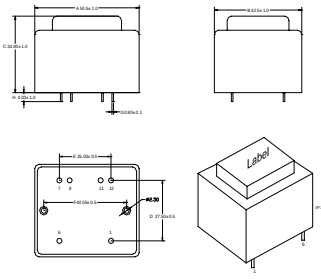

ELECTRICAL SCHEMATIC 电气原理图

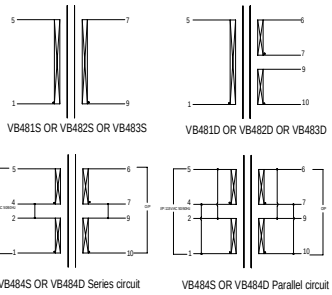

VB481S OR VB482S OR VB483S

VB481D OR VB482D OR VB483D

VB484S OR VB484D Series circuit

VB484S OR VB484D Parallel circuit

EI48-16.8 SERIES 10.0VA

Product Series	Primary Voltage (V)	primary protection (mA)	Part Number	Secondary Voltage (V)	Secondary Current (mA)	No-load Voltage (V)(max)	Ambient Temperature (℃)	Dimension H MAX (mm)	Weight Approx (g)
10.0VA	115	125	VB481S-06100	6	1667	7.6	T 50 B	35.5	285
		125	VB481S-07100	7.2	1389	8.9	T 50 B	35.5	285
		125	VB481S-09100	9	1111	11.4	T 50 B	35.5	285
		125	VB481S-10100	10	1000	12.5	T 50 B	35.5	285
		125	VB481S-12100	12	833	15.2	T 50 B	35.5	285
		125	VB481S-15100	15	667	18.9	T 50 B	35.5	285
		125	VB481S-18100	18	556	22.3	T 50 B	35.5	285
		125	VB481S-20100	20	500	24.5	T 50 B	35.5	285
		125	VB481S-24100	24	417	29.4	T 50 B	35.5	285
		125	VB481D-06100	6	2×833	2×7.6	T 50 B	35.5	285
		125	VB481D-07100	7.2	2×695	2×8.9	T 50 B	35.5	285
		125	VB481D-09100	9	2×556	2×11.4	T 50 B	35.5	285
		125	VB481D-10100	10	2×500	2×12.5	T 50 B	35.5	285
		125	VB481D-12100	12	2×417	2×15.2	T 50 B	35.5	285
		125	VB481D-15100	15	2×333	2×18.9	T 50 B	35.5	285
		125	VB481D-18100	18	2×258	2×22.3	T 50 B	35.5	285
	230	63	VB482S-06100	6	1667	7.6	T 50 B	35.5	285
		63	VB482S-07100	7.2	1389	8.9	T 50 B	35.5	285
		63	VB482S-09100	9	1111	11.4	T 50 B	35.5	285
		63	VB482S-10100	10	1000	12.5	T 50 B	35.5	285
		63	VB482S-12100	12	833	15.2	T 50 B	35.5	285
		63	VB482S-15100	15	667	18.9	T 50 B	35.5	285
		63	VB482S-18100	18	556	22.3	T 50 B	35.5	285
		63	VB482S-20100	20	500	24.5	T 50 B	35.5	285
		63	VB482S-24100	24	417	29.4	T 50 B	35.5	285
		63	VB482D-06100	6	2×833	2×7.6	T 50 B	35.5	285
		63	VB482D-07100	7.2	2×695	2×8.9	T 50 B	35.5	285
		63	VB482D-09100	9	2×556	2×11.4	T 50 B	35.5	285
		63	VB482D-10100	10	2×500	2×12.5	T 50 B	35.5	285
		63	VB482D-12100	12	2×417	2×15.2	T 50 B	35.5	285
		63	VB482D-15100	15	2×333	2×18.9	T 50 B	35.5	285
		63	VB482D-18100	18	2×258	2×22.3	T 50 B	35.5	285
	400	32	VB483S-06100	6	1667	7.6	T 50 B	35.5	285
		32	VB483S-07100	7.2	1389	8.9	T 50 B	35.5	285
		32	VB483S-09100	9	1111	11.4	T 50 B	35.5	285
		32	VB483S-10100	10	1000	12.5	T 50 B	35.5	285
		32	VB483S-12100	12	833	15.2	T 50 B	35.5	285
		32	VB483S-15100	15	667	18.9	T 50 B	35.5	285
		32	VB483S-18100	18	556	22.3	T 50 B	35.5	285
		32	VB483S-20100	20	500	24.5	T 50 B	35.5	285
		32	VB483S-24100	24	417	29.4	T 50 B	35.5	285
		32	VB483D-06100	6	2×833	2×7.6	T 50 B	35.5	285
		32	VB483D-07100	7.2	2×695	2×8.9	T 50 B	35.5	285
		32	VB483D-09100	9	2×556	2×11.4	T 50 B	35.5	285
		32	VB483D-10100	10	2×500	2×12.5	T 50 B	35.5	285
		32	VB483D-12100	12	2×417	2×15.2	T 50 B	35.5	285
		32	VB483D-15100	15	2×333	2×18.9	T 50 B	35.5	285
		32	VB483D-18100	18	2×258	2×22.3	T 50 B	35.5	285
	115 (Parallel) Or 230 (Series)	125or63	VB482S-06100	6	1667	7.6	T 50 B	35.5	285
		125or63	VB482S-07100	7.2	1389	8.9	T 50 B	35.5	285
		125or63	VB482S-09100	9	1111	11.4	T 50 B	35.5	285
		125or63	VB482S-10100	10	1000	12.5	T 50 B	35.5	285
		125or63	VB482S-12100	12	833	15.2	T 50 B	35.5	285
		125or63	VB482S-15100	15	667	18.9	T 50 B	35.5	285
		125or63	VB482S-18100	18	556	22.3	T 50 B	35.5	285
		125or63	VB482S-20100	20	500	24.5	T 50 B	35.5	285
		125or63	VB482S-24100	24	417	29.4	T 50 B	35.5	285
		125or63	VB482D-06100	6	2×833	2×7.6	T 50 B	35.5	285
		125or63	VB482D-07100	7.2	2×695	2×8.9	T 50 B	35.5	285
		125or63	VB482D-09100	9	2×556	2×11.4	T 50 B	35.5	285
		125or63	VB482D-10100	10	2×500	2×12.5	T 50 B	35.5	285
		125or63	VB482D-12100	12	2×417	2×15.2	T 50 B	35.5	285
		125or63	VB482D-15100	15	2×333	2×18.9	T 50 B	35.5	285
		125or63	VB482D-18100	18	2×258	2×22.3	T 50 B	35.5	285

ENCAPSULATED TRANSFORMER 密封变压器

FEATURES

- Frequency 50/60 Hz
- Temperature Class Class B (130° C)
- Ambient Temperature (ta) 50° C
- Ressins Class B IEC85(20,000H Testing to IEC216)
- Vacuum Potting
- Flammability Class UL94 V-0
- Dielectric Strength 4200Vrms
- Standard CE.CQC
- Conforms EN61558.EN60950.UL1585.UL506
- 200%Tested Production

产品特点

- 频率： 50/60 Hz
- 温度等级：B级 (130° C)
- 环境温度： (ta) 50° C
- 胶温度等级：B级 附合IEC85标准（通过 20,000小时 IEC216标准）
- 真空灌胶
- 材料阻燃等级： UL94 V-0
- 介电强度：4200Vrms
- 标准： CE.CQC
- 符合EN61558.EN60950.UL1585.UL506
- 产线200%全检

OUTLINE DIMENSIONS 外形尺寸

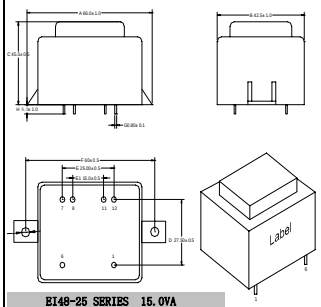

ELECTRICAL SCHEMATIC 电气原理图

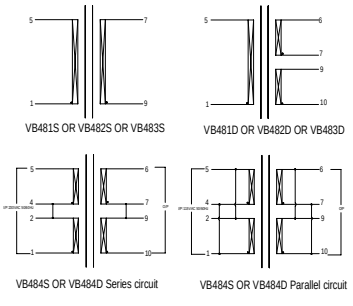

VB481S OR VB482S OR VB483S

VB481D OR VB482D OR VB483D

VB484S OR VB484D Series circuit

VB484S OR VB484D Parallel circuit

EI48-25 SERIES 15.0VA

Product Series	Primary Voltage (V)	primary protection (mA)	Part Number	Secondary Voltage (V)	Secondary Current (mA)	No-load Voltage (V)(max)	Ambient Temperature (℃)	Dimension H MAX (mm)	Weight Approx (g)
15.0VA	115	250	VB481S-06150	6	2500	9.8	T 70 B	45.5	400
		250	VB481S-07150	7.2	2083	10.8	T 70 B	45.5	400
		250	VB481S-09150	9	1667	12.8	T 70 B	45.5	400
		250	VB481S-10150	10	1500	13.5	T 70 B	45.5	400
		250	VB481S-12150	12	1250	15.5	T 70 B	45.5	400
		250	VB481S-15150	15	1000	18.5	T 70 B	45.5	400
		250	VB481S-18150	18	833	21.5	T 70 B	45.5	400
		250	VB481S-20150	20	750	23.5	T 70 B	45.5	400
		250	VB481S-24150	24	625	27.5	T 70 B	45.5	400
		250	VB481D-06150	6	2×1250	2×7.6	T 70 B	45.5	400
		250	VB481D-07150	7.2	2×1042	2×8.9	T 70 B	45.5	400
		250	VB481D-09150	9	2×833	2×11.4	T 70 B	45.5	400
		250	VB481D-10150	10	2×750	2×12.5	T 70 B	45.5	400
		250	VB481D-12150	12	2×625	2×15.2	T 70 B	45.5	400
		250	VB481D-15150	15	2×500	2×18.9	T 70 B	45.5	400
		250	VB481D-18150	18	2×417	2×22.3	T 70 B	45.5	400
	230	100	VB482S-06150	6	2500	9.8	T 70 B	45.5	400
		100	VB482S-07150	7.2	2083	10.8	T 70 B	45.5	400
		100	VB482S-09150	9	1667	12.8	T 70 B	45.5	400
		100	VB482S-10150	10	1500	13.5	T 70 B	45.5	400
		100	VB482S-12150	12	1250	15.5	T 70 B	45.5	400
		100	VB482S-15150	15	1000	18.5	T 70 B	45.5	400
		100	VB482S-18150	18	833	21.5	T 70 B	45.5	400
		100	VB482S-20150	20	750	23.5	T 70 B	45.5	400
		100	VB482S-24150	24	625	27.5	T 70 B	45.5	400
		100	VB482D-06150	6	2×1250	2×7.6	T 70 B	45.5	400
		100	VB482D-07150	7.2	2×1042	2×8.9	T 70 B	45.5	400
		100	VB482D-09150	9	2×833	2×11.4	T 70 B	45.5	400
		100	VB482D-10150	10	2×750	2×12.5	T 70 B	45.5	400
		100	VB482D-12150	12	2×625	2×15.2	T 70 B	45.5	400
		100	VB482D-15150	15	2×500	2×18.9	T 70 B	45.5	400
		100	VB482D-18150	18	2×417	2×22.3	T 70 B	45.5	400
	400	50	VB483S-06150	6	2500	9.8	T 70 B	45.5	400
		50	VB483S-07150	7.2	2083	10.8	T 70 B	45.5	400
		50	VB483S-09150	9	1667	12.8	T 70 B	45.5	400
		50	VB483S-10150	10	1500	13.5	T 70 B	45.5	400
		50	VB483S-12150	12	1250	15.5	T 70 B	45.5	400
		50	VB483S-15150	15	1000	18.5	T 70 B	45.5	400
		50	VB483S-18150	18	833	21.5	T 70 B	45.5	400
		50	VB483S-20150	20	750	23.5	T 70 B	45.5	400
		50	VB483S-24150	24	625	27.5	T 70 B	45.5	400
		50	VB483D-06150	6	2×1250	2×7.6	T 70 B	45.5	400
		50	VB483D-07150	7.2	2×1042	2×8.9	T 70 B	45.5	400
		50	VB483D-09150	9	2×833	2×11.4	T 70 B	45.5	400
		50	VB483D-10150	10	2×750	2×12.5	T 70 B	45.5	400
		50	VB483D-12150	12	2×625	2×15.2	T 70 B	45.5	400
		50	VB483D-15150	15	2×500	2×18.9	T 70 B	45.5	400
		50	VB483D-18150	18	2×417	2×22.3	T 70 B	45.5	400
	115 (Parallel) Or 230 (Series)	2500r100	VB482S-06150	6	2500	9.8	T 70 B	45.5	400
		2500r100	VB482S-07150	7.2	2083	10.8	T 70 B	45.5	400
		2500r100	VB482S-09150	9	1667	12.8	T 70 B	45.5	400
		2500r100	VB482S-10150	10	1500	13.5	T 70 B	45.5	400
		2500r100	VB482S-12150	12	1250	15.5	T 70 B	45.5	400
		2500r100	VB482S-15150	15	1000	18.5	T 70 B	45.5	400
		2500r100	VB482S-18150	18	833	21.5	T 70 B	45.5	400
		2500r100	VB482S-20150	20	750	23.5	T 70 B	45.5	400
		2500r100	VB482S-24150	24	625	27.5	T 70 B	45.5	400
		2500r100	VB482D-06150	6	2×1250	2×7.6	T 70 B	45.5	400
		2500r100	VB482D-07150	7.2	2×1042	2×8.9	T 70 B	45.5	400
		2500r100	VB482D-09150	9	2×833	2×11.4	T 70 B	45.5	400
		2500r100	VB482D-10150	10	2×750	2×12.5	T 70 B	45.5	400
		2500r100	VB482D-12150	12	2×625	2×15.2	T 70 B	45.5	400
		2500r100	VB482D-15150	15	2×500	2×18.9	T 70 B	45.5	400
		2500r100	VB482D-18150	18	2×417	2×22.3	T 70 B	45.5	400